

FILED

OCT 15 2018

State Auditor & Inspector

COUNTY
2018-2019
ESTIMATE OF NEEDS
AND FINANCIAL STATEMENT OF THE
FISCAL YEAR 2017-2018

BOARD OF COUNTY COMMISSIONERS OF
THE COUNTY OF WASHITA
STATE OF OKLAHOMA

Two copies of this Financial Statement and Estimate of Needs should be filed with the County Clerk not later than August 17 for all Counties. After approval by the Excise Board and the levies are made, both statements should be signed by the appropriate Board Members. One complete signed copy must be sent to the State Auditor and Inspector, 2300 N. Lincoln Blvd., State Capitol, Room 100, Oklahoma City, OK 73105. If publication may not be had by date required for filing, affidavit and proof of publication are required to be attached within five days after date of filing.

THE 2018-2019 ESTIMATE OF NEEDS AND FINANCIAL
STATEMENT OF THE FISCAL YEAR 2017-2018

PREPARED BY Britton, Kuykendall & Miller, CPA's, P.C.
SUBMITTED TO THE WASHITA COUNTY
EXCISE BOARD THIS 17th DAY OF September 2018

BOARD OF COUNTY COMMISSIONERS

Chairman Raychel Buchanan

County Clerk Kristen Arnell

Commissioner Ter Long
(Budget Board:)

Commissioner B. Buchanan

Treasurer Dee L. Nix

Assessor Kristen Arnell

Court Clerk Lynda Vermillion

Sherriff Gregg K. Kline

RECEIVED

OCT 16 2018

State Auditor
and Inspector

WASHITA COUNTY
2018-2019
ESTIMATE OF NEEDS
AND FINANCIAL STATEMENT OF THE
FISCAL YEAR 2017-2018

INDEX

	Page
Letters and Certifications:	
Letter To Excise Board	1
Affidavit of Publication	2
Accountant's Letter	3
Certificate of Excise Board	Exhibit "Y" - Page 1
Exhibits:	Filed
Exhibit "A" General Fund	Yes
Exhibit "B" Building Fund	No
Exhibit "C" Co-op Fund	No
Exhibit "D" Highway Fund	Yes
Exhibit "E" Health Fund	Yes
Exhibit "F" Emergency Medical Service Fund	No
Exhibit "G" Sinking Fund	Yes
Exhibit "H" Industrial Development Bond Fund	Yes
Exhibit "I" Special Revenue Funds	Yes
Exhibit "J" Capital Project Funds	No
Exhibit "K" Enterprise Funds	No
Exhibit "L" Internal Service Funds	No
Exhibit "Y" Certificate of Excise Board Estimate of Needs	Yes
Exhibit "Z" Publication Sheet	Yes

WASHITA COUNTY
2018-2019
ESTIMATE OF NEEDS
AND FINANCIAL STATEMENT OF THE
FISCAL YEAR 2017-2018

WASHITA COUNTY, STATE OF OKLAHOMA
STATE OF OKLAHOMA, COUNTY OF WASHITA, ss:

To the County Excise Board of said County and State, Greeting:-

Pursuant to the requirements of 68 O.S. 1991 Section 3002, we submit herewith for your consideration, the within statement of the fiscal condition of the County of Washita, State of Oklahoma, for the fiscal year beginning July 1, 2017 and ending June 30, 2018, together with an itemized statement of the estimated needs thereof for the fiscal year beginning July 1, 2018 and ending June 30, 2019. The same have been prepared in conformity to Statute, in relation to which be it further noted that:

1. We, the members of the Board of County Commissioners of said County and State, do hereby certify that the statements herein submitted show the true and correct conditions of the fiscal affairs of said County for the fiscal year ending June 30, 2018, that said statements comprise a "full and accurate statement of the assessments, receipts and expenditures of the preceding year, made out in detail under separate heads" as required by 19 O.S. 1991 Section 345; that said preparation was had at an official session of said Board, begun on the first Monday in July, 2018 pursuant to the provisions of 68 O.S. 1991 Section 3002.

2. And we further certify that the estimates of the several amounts necessary for current expenses for the fiscal year beginning July 1, 2018 and ending June 30, 2019 as shown under "Schedule 8" were prepared and filed with the Board of County Commissioners as of the first Monday in July 2018, that the same have been correctly entered, and that all estimates made are entered as certified by Department Heads for the respective purposes herein set out. We further certify that the sums requested for salaries of county officers and the deputies are calculated and based upon authority of salary statutes currently effective and applicable in this county.

3. We further certify that the estimated income from sources other than ad valorem tax, shown on "Schedule 4", may reasonably be expected to be collected as a revenue during the ensuing fiscal year, and is not in excess of the 90% of the amounts collected for the same sources during the fiscal year ending June 30, 2018.

Dated at the office of the County Clerk, at Cordell, Oklahoma, this 17th day of September, 2018.

Ronald Bohagen
Chairman

Kristen Donnell
County Clerk

Tom King
Commissioner

Bohn
Commissioner

(Budget Board:)
Dee Kingstetter
Treasurer

Kristen Weck
Assessor

Lynda Vermillion
Court Clerk

Roger L. Kene
Sherriff

Filed this 17th day of September 2018 Secretary and Clerk of Excise Board, Washita County, Oklahoma.

AFFIDAVIT OF PUBLICATION

STATE OF OKLAHOMA, COUNTY OF WASHITA

Personally appeared before me, the undersigned Notary Public, Kristen Dowell County Clerk of the County and State aforesaid, who being first duly sworn according to law, deposes and says: That he/she complied with the law by having the financial statement for the fiscal year ending June 30, 2018, and the estimated needs and the estimated income from sources other than ad valorem taxes, for the fiscal year beginning July 1, 2018 and ending June 30, 2019 published in one issue of the Sentinel Leader legally-qualified newspaper published - of general circulation, in said county (strike inapplicable phrase) a copy of which together with proof of publication is herewith attached marked Exhibit "Z" and made a part of hereof.

Kristen Dowell

County Clerk

Subscribed and sworn to before me this 18 day of Sept, 2018.

Kimberly Bryan
Notary Public

2/29/2020
My Commission Expires



Independent Accountant's Compilation Report

Honorable Board of County Commissioners
Washita County, Oklahoma

Management is responsible for the accompanying 2017-2018 prescribed financial statements as of and for the fiscal year ended June 30, 2018, and the 2018-2019 Estimate of Needs (SA&I Form 2631R97) and Publication Sheet (SA&I Form 2631R97, Exhibit 'Z') for Washita County, included in the accompanying prescribed form.

We have performed a compilation engagement in accordance with Statements on Standards for Accounting and Review Services promulgated by the Accounting and Review Services Committee of the AICPA. We did not audit or review the prescribed financial statements, estimate of needs and publication sheet nor were we required to perform any procedures to verify the accuracy or completeness of the information provided by management. Accordingly, we do not express an opinion, a conclusion, nor provide any form of assurance on these prescribed financial statements.

The prescribed financial statements, estimate of needs and publication sheet forms are presented in accordance with the requirements prescribed by the Office of the Oklahoma State Auditor and Inspector per 68 OS § 3003.B., as promulgated by 68 OS § 3009-3011 of the Oklahoma Statutes, and are not intended to be a complete presentation of Washita County's assets and liabilities.

This report is intended solely for the information and use of management of the county, the Washita County Excise Board, and for filing with the State Auditor and Inspector and is not intended to be and should not be used by anyone other than these specified parties.

Britton, Kuykendall & Miller

Britton, Kuykendall & Miller, CPA's, P.C.
Weatherford, Oklahoma

September 13, 2018

GENERAL FUND ACCOUNTS COVERING THE PERIOD JULY 1, 2017, to JUNE 30, 2018
ESTIMATE OF NEEDS FOR 2018-2019

EXHIBIT "A"

PAGE 1

Schedule 1, Current Balance Sheet - June 30, 2018		Amount
ASSETS:		
Cash Balance June 30, 2018	\$	968,969.83
Investments	\$	-
TOTAL ASSETS	\$	968,969.83
LIABILITIES AND RESERVES:		
Warrants Outstanding	\$	83,755.18
Reserve for Interest on Warrants	\$	-
Reserves From Schedule 8	\$	34,221.06
TOTAL LIABILITIES AND RESERVES	\$	117,976.24
CASH FUND BALANCE JUNE 30, 2018	\$	850,993.59
TOTAL LIABILITIES, RESERVES AND CASH FUND BALANCE	\$	968,969.83

Schedule 2, Revenue and Requirements - 2018-2019		
	Detail	Total
REVENUE:		
Cash Balance June 30, 2017	\$	-
Cash Fund Balance Transferred From Prior Years	\$	465,519.85
Current Ad Valorem Tax Apportioned	\$	1,502,005.31
Miscellaneous Revenue Apportioned	\$	720,721.21
TOTAL REVENUE		\$ 2,688,246.37
REQUIREMENTS:		
Claims Paid by Warrants Issued	\$	1,803,031.72
Reserves From Schedule 8	\$	34,221.06
Interest Paid on Warrants	\$	-
Reserve for Interest on Warrants	\$	-
TOTAL REQUIREMENTS		\$ 1,837,252.78
ADD: CASH FUND BALANCE AS PER BALANCE SHEET 6-30-2018		\$ 850,993.59
TOTAL REQUIREMENTS AND CASH FUND BALANCE		\$ 2,688,246.37

Schedule 3, Cash Fund Balance Analysis - June 30, 2018		Amount
ADDITIONS:		
Miscellaneous Revenue Collected in Excess of Estimates-Net	\$	404,287.21
Warrants Estopped, Cancelled or Converted	\$	-
Fiscal Year 2017-2018 Lapsed Appropriations	\$	289,146.14
Fiscal Year 2016-2017 Lapsed Appropriations	\$	8,258.03
Ad Valorem Tax Collections in Excess of Estimate	\$	129,239.71
Prior Years Ad Valorem Tax	\$	23,463.84
TOTAL ADDITIONS	\$	854,394.93
DEDUCTIONS:		
Supplemental Appropriations	\$	3,401.34
Current Tax in Process of Collection	\$	-
TOTAL DEDUCTIONS	\$	3,401.34
Cash Fund Balance as per Balance Sheet 6-30-2018	\$	850,993.59
Composition of Cash Fund Balance:		
Cash	\$	850,993.59
Cash Fund Balance as per Balance Sheet 6-30-2018	\$	850,993.59

GENERAL FUND ACCOUNTS COVERING THE PERIOD JULY 1, 2017, to JUNE 30, 2018
ESTIMATE OF NEEDS FOR 2018-2019

EXHIBIT "A"

2a

Schedule 4, Miscellaneous Revenue		
SOURCE	2017-2018 ACCOUNT	
	AMOUNT	ACTUALLY
	ESTIMATED	COLLECTED
1000 CHARGES FOR SERVICES		
1111 County Clerk Fees	\$ 81,539.00	\$ 71,858.75
1112 Sheriff Fees	\$ -	\$ -
1113 County Treasurer Fees	\$ -	\$ -
1114 Court Clerk Costs and Fees	\$ -	\$ -
1115 District Attorney Fees	\$ -	\$ -
1116 County Engineer Fees (Ref. Planning Commission)	\$ -	\$ -
1117 County Health Fees	\$ -	\$ -
1118 Other-	\$ -	\$ -
1119 Other-	\$ -	\$ -
1120 Other-	\$ -	\$ -
Total Charges For Services	\$ 81,539.00	\$ 71,858.75
INTERGOVERNMENTAL REVENUES		
2000 INTERGOVERNMENTAL REVENUES - LOCAL SOURCES:		
2111 Court Fund Fees	\$ -	\$ -
2112 Housing Authority Payments in Lieu of Tax Revenue	\$ -	\$ -
2113 Revaluation of Real Property Reimbursements	\$ 94,902.00	\$ 119,075.45
2114 Visual Inspection	\$ -	\$ -
2115 M & M Lien Fees	\$ -	\$ -
2116 Assignment Fees	\$ -	\$ -
2117 School Deputy Reimbursement	\$ -	\$ -
2118 O.S.U Extension Reimbursement	\$ -	\$ -
2119 County Library Fines	\$ -	\$ -
2120 Public Health Contributions	\$ -	\$ -
2121 Highway Budget Account Miscellaneous	\$ -	\$ -
2122 Other - Dispatch Fees	\$ -	\$ 24,000.00
2123 Other -	\$ -	\$ -
2124 Other -	\$ -	\$ -
Total - Local Sources	\$ 94,902.00	\$ 143,075.45
3000 INTERGOVERNMENTAL REVENUES - STATE SOURCES:		
3111 County Sales Tax - OTC	\$ 120,000.00	\$ 189,567.30
3112 Motor Vehicle Collections for Counties - OTC Code 0815	\$ -	\$ 17,415.88
3113 Boat & Motor License - OTC Code 6415	\$ -	\$ -
3114 Vehicle Registration (Title Fees) - OTC Code 6815	\$ -	\$ -
3115 Aircraft License and Registration - OTC Code 6615	\$ -	\$ -
3116 Motor Vehicle Stamps - OTC	\$ -	\$ 739.19
3117 Other - OTC -- Use Tax	\$ 14,923.00	\$ 159,475.98
3118 Other - OTC -- Cigarette Tax	\$ -	\$ 20,588.50
3119 Other - OTC	\$ -	\$ 21.44
Sub-Total - OTC	\$ 134,923.00	\$ 387,808.29
3211 Fish and Game Fines	\$ -	\$ 1,041.64
3212 State Election Reimbursement	\$ -	\$ 31,311.09
3213 State Payments in Lieu of Tax Revenue	\$ -	\$ 276.36
3214 Homestead Exemption Reimbursement	\$ -	\$ -
3215 Additional Homestead Exemption Reimbursement	\$ -	\$ -
3216 Transportation of Juveniles	\$ -	\$ -
3217 Documentary Stamps	\$ -	\$ -
3218 Farm Implement Tax Stamps	\$ -	\$ 594.24
3219 State Grants	\$ -	\$ -

Continued on page 2b

See Accountant's Compilation Report

09/13/2018

S.A.&I. Form 2631R97 Entity: Washita County, 75

GENERAL FUND ACCOUNTS COVERING THE PERIOD JULY 1, 2017, to JUNE 30, 2018
ESTIMATE OF NEEDS FOR 2018-2019

2017-2018 ACCOUNT OVER (UNDER)	BASIS AND LIMIT OF ENSUING ESTIMATE	2018-2019 ACCOUNT		
		CHARGEABLE INCOME	ESTIMATED BY GOVERNING BOARD	APPROVED BY EXCISE BOARD
\$ (9,680.25)	90.00%	\$ -	\$ 64,673.00	\$ 64,673.00
\$ -	90.00%	\$ -	\$ -	\$ -
\$ -	90.00%	\$ -	\$ -	\$ -
\$ -	90.00%	\$ -	\$ -	\$ -
\$ -	90.00%	\$ -	\$ -	\$ -
\$ -	90.00%	\$ -	\$ -	\$ -
\$ -	90.00%	\$ -	\$ -	\$ -
\$ -	90.00%	\$ -	\$ -	\$ -
\$ -	90.00%	\$ -	\$ -	\$ -
\$ (9,680.25)		\$ -	\$ 64,673.00	\$ 64,673.00
\$ -	90.00%	\$ -	\$ -	\$ -
\$ -	90.00%	\$ -	\$ -	\$ -
\$ 24,173.45	85.00%	\$ -	\$ 101,214.00	\$ 101,214.00
\$ -	90.00%	\$ -	\$ -	\$ -
\$ -	90.00%	\$ -	\$ -	\$ -
\$ -	90.00%	\$ -	\$ -	\$ -
\$ -	90.00%	\$ -	\$ -	\$ -
\$ -	90.00%	\$ -	\$ -	\$ -
\$ -	90.00%	\$ -	\$ -	\$ -
\$ -	90.00%	\$ -	\$ -	\$ -
\$ 24,000.00	0.00%	\$ -	\$ -	\$ -
\$ -	90.00%	\$ -	\$ -	\$ -
\$ -	90.00%	\$ -	\$ -	\$ -
\$ 48,173.45		\$ -	\$ 101,214.00	\$ 101,214.00
\$ 69,567.30	63.30%	\$ -	\$ 120,000.00	\$ 120,000.00
\$ 17,415.88	0.00%	\$ -	\$ -	\$ -
\$ -	90.00%	\$ -	\$ -	\$ -
\$ -	90.00%	\$ -	\$ -	\$ -
\$ -	90.00%	\$ -	\$ -	\$ -
\$ 739.19	0.00%	\$ -	\$ -	\$ -
\$ 144,552.98	10.00%	\$ -	\$ 15,947.00	\$ 15,947.00
\$ 20,588.50	0.00%	\$ -	\$ -	\$ -
\$ 21.44	0.00%	\$ -	\$ -	\$ -
\$ 252,885.29		\$ -	\$ 135,947.00	\$ 135,947.00
\$ 1,041.64	0.00%	\$ -	\$ -	\$ -
\$ 31,311.09	0.00%	\$ -	\$ -	\$ -
\$ 276.36	0.00%	\$ -	\$ -	\$ -
\$ -	90.00%	\$ -	\$ -	\$ -
\$ -	90.00%	\$ -	\$ -	\$ -
\$ -	90.00%	\$ -	\$ -	\$ -
\$ -	90.00%	\$ -	\$ -	\$ -
\$ 594.24	0.00%	\$ -	\$ -	\$ -
\$ -	90.00%	\$ -	\$ -	\$ -

GENERAL FUND ACCOUNTS COVERING THE PERIOD JULY 1, 2017, to JUNE 30, 2018
ESTIMATE OF NEEDS FOR 2018-2019

EXHIBIT "A"

2b

Schedule 4, Miscellaneous Revenue		
SOURCE	2017-2018 ACCOUNT	
	AMOUNT ESTIMATED	ACTUALLY COLLECTED
Continued from page 2a		
3220 District Attorney Reimbursement - State	\$ -	\$ -
3221 Civil Defense Reimbursement	\$ -	\$ -
3222 Emergency Management Reimbursement	\$ -	\$ -
3223 Food Stamp Reimbursement	\$ -	\$ -
3224 Tick Eradication Reimbursement	\$ -	\$ -
3225 Welfare Agencies Miscellaneous	\$ -	\$ -
3226 Other -	\$ -	\$ -
3227 Other -	\$ -	\$ -
3228 Other -	\$ -	\$ -
Total State Sources	\$ 134,923.00	\$ 421,031.62
4000 INTERGOVERNMENTAL REVENUES - FEDERAL SOURCES:		
4111 Flood Control	\$ -	\$ 500.00
4112 Federal Grants	\$ -	\$ 4,477.13
4113 Federal Payments in Lieu of Tax Revenues	\$ -	\$ -
4114 Bureau of Land Management	\$ -	\$ -
4115 District Attorney Reimbursement - Federal	\$ -	\$ -
4116 J.T.P.A. Salary Reimbursement	\$ -	\$ -
4117 Other -	\$ -	\$ -
4118 Other -	\$ -	\$ -
4119 Other -	\$ -	\$ -
Total Federal Sources	\$ -	\$ 4,977.13
Grand Total Intergovernmental Revenues	\$ 229,825.00	\$ 569,084.20
5000 MISCELLANEOUS REVENUE:		
5111 Interest on Investments	\$ 5,070.00	\$ 17,515.78
5112 Rental or Lease of County Property	\$ -	\$ 2,200.00
5113 Sale of County Property	\$ -	\$ -
5114 Royalty	\$ -	\$ 9,360.44
5115 Individual Redemption	\$ -	\$ -
5116 Insurance Recoveries	\$ -	\$ -
5117 Insurance Reimbursements - FSA & Medical Cost	\$ -	\$ 7,029.70
5118 Public Finance Authority Reimbursement	\$ -	\$ -
5119 Rural Fire Runs	\$ -	\$ -
5120 Copies	\$ -	\$ 513.92
5121 Return Check Charges	\$ -	\$ -
5122 Mowing & Trash Reimbursement	\$ -	\$ -
5123 Utility Reimbursements	\$ -	\$ 4,059.52
5124 Resale Property Fund Distribution	\$ -	\$ -
5125 Estry - Sales	\$ -	\$ -
5126 Vending Machine Commissions	\$ -	\$ -
5127 Other - Right of Way	\$ -	\$ 3,000.00
5128 Official Investment - Interest Allocation	\$ -	\$ 19,788.51
5129 Other - Dispatch Fees	\$ -	\$ -
5130 Other - Reimbursements	\$ -	\$ 3,298.35
5131 Other - Misc.	\$ -	\$ 785.37
Total Miscellaneous Revenue	\$ 5,070.00	\$ 67,551.59
6000 NON-REVENUE RECEIPTS:		
6111 Contributions from Other Funds	\$ -	\$ 12,226.67
Grand Total General Fund	\$ 316,434.00	\$ 720,721.21

GENERAL FUND ACCOUNTS COVERING THE PERIOD JULY 1, 2017, to JUNE 30, 2018
ESTIMATE OF NEEDS FOR 2018-2019

2017-2018 ACCOUNT OVER (UNDER)	BASIS AND LIMIT OF ENSUING ESTIMATE	2018-2019 ACCOUNT		
		CHARGEABLE INCOME	ESTIMATED BY GOVERNING BOARD	APPROVED BY EXCISE BOARD
\$ -	90.00%	\$ -	\$ -	\$ -
\$ -	90.00%	\$ -	\$ -	\$ -
\$ -	90.00%	\$ -	\$ -	\$ -
\$ -	90.00%	\$ -	\$ -	\$ -
\$ -	90.00%	\$ -	\$ -	\$ -
\$ -	90.00%	\$ -	\$ -	\$ -
\$ -	90.00%	\$ -	\$ -	\$ -
\$ -	90.00%	\$ -	\$ -	\$ -
\$ -	90.00%	\$ -	\$ -	\$ -
\$ 286,108.62		\$ -	\$ 135,947.00	\$ 135,947.00
\$ 500.00	0.00%	\$ -	\$ -	\$ -
\$ 4,477.13	0.00%	\$ -	\$ -	\$ -
\$ -	90.00%	\$ -	\$ -	\$ -
\$ -	90.00%	\$ -	\$ -	\$ -
\$ -	90.00%	\$ -	\$ -	\$ -
\$ -	90.00%	\$ -	\$ -	\$ -
\$ -	90.00%	\$ -	\$ -	\$ -
\$ -	90.00%	\$ -	\$ -	\$ -
\$ -	90.00%	\$ -	\$ -	\$ -
\$ 4,977.13		\$ -	\$ -	\$ -
\$ 339,259.20		\$ -	\$ 237,161.00	\$ 237,161.00
\$ 12,445.78	34.25%	\$ -	\$ 6,000.00	\$ 6,000.00
\$ 2,200.00	0.00%	\$ -	\$ -	\$ -
\$ -	90.00%	\$ -	\$ -	\$ -
\$ 9,360.44	0.00%	\$ -	\$ -	\$ -
\$ -	90.00%	\$ -	\$ -	\$ -
\$ -	90.00%	\$ -	\$ -	\$ -
\$ 7,029.70	0.00%	\$ -	\$ -	\$ -
\$ -	90.00%	\$ -	\$ -	\$ -
\$ -	90.00%	\$ -	\$ -	\$ -
\$ 513.92	0.00%	\$ -	\$ -	\$ -
\$ -	90.00%	\$ -	\$ -	\$ -
\$ -	90.00%	\$ -	\$ -	\$ -
\$ 4,059.52	0.00%	\$ -	\$ -	\$ -
\$ -	90.00%	\$ -	\$ -	\$ -
\$ -	90.00%	\$ -	\$ -	\$ -
\$ -	90.00%	\$ -	\$ -	\$ -
\$ 3,000.00	0.00%	\$ -	\$ -	\$ -
\$ 19,788.51	0.00%	\$ -	\$ -	\$ -
\$ -	90.00%	\$ -	\$ -	\$ -
\$ 3,298.35	0.00%	\$ -	\$ -	\$ -
\$ 785.37	0.00%	\$ -	\$ -	\$ -
\$ 62,481.59		\$ -	\$ 6,000.00	\$ 6,000.00
\$ 12,226.67	0.00%	\$ -	\$ -	\$ -
\$ 404,287.21		\$ -	\$ 307,834.00	\$ 307,834.00

GENERAL FUND ACCOUNTS COVERING THE PERIOD JULY 1, 2017, to JUNE 30, 2018
ESTIMATE OF NEEDS FOR 2018-2019

EXHIBIT "A"

3

Schedule 5, Expenditures General Fund Cash Accounts of Current and All Prior Years	
CURRENT AND ALL PRIOR YEARS	2017-2018
Cash Balance Reported to Excise Board 6-30-2017	\$ -
Cash Fund Balance Transferred Out	\$ -
Cash Fund Balance Transferred In	\$ -
Adjusted Cash Balance	\$ -
Ad Valorem Tax Apportioned To Year In Caption	\$ 1,502,005.31
Miscellaneous Revenue (Schedule 4)	\$ 720,721.21
Cash Fund Balance Forward From Preceding Year	\$ 465,519.85
Prior Expenditures Recovered	\$ -
TOTAL RECEIPTS	\$ 2,688,246.37
TOTAL RECEIPTS AND BALANCE	\$ 2,688,246.37
Warrants of Year in Caption	\$ 1,719,276.54
Interest Paid Thereon	\$ -
TOTAL DISBURSEMENTS	\$ 1,719,276.54
CASH BALANCE JUNE 30, 2018	\$ 968,969.83
Reserve for Warrants Outstanding	\$ 83,755.18
Reserve for Interest on Warrants	\$ -
Reserves From Schedule 8	\$ 34,221.06
TOTAL LIABILITES AND RESERVE	\$ 117,976.24
DEFICIT: (Red Figure)	\$ -
CASH BALANCE FORWARD TO SUCCEEDING YEAR	\$ 850,993.59

Schedule 6, General Fund Warrant Account of Current and All Prior Years	
CURRENT AND ALL PRIOR YEARS	TOTAL
Warrants Outstanding 6-30-2017 of Year in Caption	\$ 137,913.61
Warrants Registered During Year	\$ 1,813,219.49
TOTAL	\$ 1,951,133.10
Warrants Paid During Year	\$ 1,867,377.92
Warrants Converted to Bonds or Judgements	\$ -
Warrants Cancelled	\$ -
Warrants Estopped by Statute	\$ -
TOTAL WARRANTS RETIRED	\$ 1,867,377.92
BALANCE WARRANTS OUTSTANDING JUNE 30, 2018	\$ 83,755.18

Schedule 7, 2017 Ad Valorem Tax Account			
2017 Net Valuation Certified To County Excise Board	145,056,884.00	10.410 Mills	Amount
Total Proceeds of Levy as Certified			\$ 1,510,042.16
Additions:			\$ -
Deductions:			\$ -
Gross Balance Tax			\$ 1,510,042.16
Less Reserve for Delinquent Tax			\$ 137,276.56
Reserve for Protest Pending			\$ -
Balance Available Tax			\$ 1,372,765.60
Deduct 2017 Tax Apportioned			\$ 1,502,005.31
Net Balance 2017 Tax in Process of Collection or			\$ -
Excess Collections			\$ 129,239.71

GENERAL FUND ACCOUNTS COVERING THE PERIOD JULY 1, 2017, to JUNE 30, 2018
ESTIMATE OF NEEDS FOR 2018-2019

Schedule 5, (Continued)						
2016-2017	2015-2016	2014-2015	2013-2014	2012-2013	2011-2012	TOTAL
\$ 590,157.39	\$ -	\$ -	\$ -	\$ -	\$ -	\$ 590,157.39
\$ -	\$ -	\$ -	\$ -	\$ -	\$ -	\$ -
\$ -	\$ -	\$ -	\$ -	\$ -	\$ -	\$ -
\$ 590,157.39	\$ -	\$ -	\$ -	\$ -	\$ -	\$ 590,157.39
\$ 23,463.84	\$ -	\$ -	\$ -	\$ -	\$ -	\$ 1,525,469.15
\$ -	\$ -	\$ -	\$ -	\$ -	\$ -	\$ 720,721.21
\$ -	\$ -	\$ -	\$ -	\$ -	\$ -	\$ 465,519.85
\$ -	\$ -	\$ -	\$ -	\$ -	\$ -	\$ -
\$ 23,463.84	\$ -	\$ -	\$ -	\$ -	\$ -	\$ 2,711,710.21
\$ 613,621.23	\$ -	\$ -	\$ -	\$ -	\$ -	\$ 3,301,867.60
\$ 148,101.38	\$ -	\$ -	\$ -	\$ -	\$ -	\$ 1,867,377.92
\$ -	\$ -	\$ -	\$ -	\$ -	\$ -	\$ -
\$ 148,101.38	\$ -	\$ -	\$ -	\$ -	\$ -	\$ 1,867,377.92
\$ 465,519.85	\$ -	\$ -	\$ -	\$ -	\$ -	\$ 1,434,489.68
\$ -	\$ -	\$ -	\$ -	\$ -	\$ -	\$ 83,755.18
\$ -	\$ -	\$ -	\$ -	\$ -	\$ -	\$ -
\$ -	\$ -	\$ -	\$ -	\$ -	\$ -	\$ 34,221.06
\$ -	\$ -	\$ -	\$ -	\$ -	\$ -	\$ 117,976.24
\$ -	\$ -	\$ -	\$ -	\$ -	\$ -	\$ -
\$ 465,519.85	\$ -	\$ -	\$ -	\$ -	\$ -	\$ 1,316,513.44

Schedule 6, (Continued)						
2017-2018	2016-2017	2015-2016	2014-2015	2013-2014	2012-2013	2011-2012
\$ -	\$ 137,913.61	\$ -	\$ -	\$ -	\$ -	\$ -
\$ 1,803,031.72	\$ 10,187.77	\$ -	\$ -	\$ -	\$ -	\$ -
\$ 1,803,031.72	\$ 148,101.38	\$ -	\$ -	\$ -	\$ -	\$ -
\$ 1,719,276.54	\$ 148,101.38	\$ -	\$ -	\$ -	\$ -	\$ -
\$ -	\$ -	\$ -	\$ -	\$ -	\$ -	\$ -
\$ -	\$ -	\$ -	\$ -	\$ -	\$ -	\$ -
\$ -	\$ -	\$ -	\$ -	\$ -	\$ -	\$ -
\$ 1,719,276.54	\$ 148,101.38	\$ -	\$ -	\$ -	\$ -	\$ -
\$ 83,755.18	\$ -	\$ -	\$ -	\$ -	\$ -	\$ -

Schedule 9, General Fund Investments						
INVESTED IN	Investments on Hand June 30, 2017	Since Purchased	LIQUIDATIONS		Barred by Court Order	Investments on Hand June 30, 2018
			By Collections of Cost	Amortized Premium		
	\$ -	\$ -	\$ -	\$ -	\$ -	\$ -
	\$ -	\$ -	\$ -	\$ -	\$ -	\$ -
	\$ -	\$ -	\$ -	\$ -	\$ -	\$ -
	\$ -	\$ -	\$ -	\$ -	\$ -	\$ -
	\$ -	\$ -	\$ -	\$ -	\$ -	\$ -
	\$ -	\$ -	\$ -	\$ -	\$ -	\$ -
	\$ -	\$ -	\$ -	\$ -	\$ -	\$ -
	\$ -	\$ -	\$ -	\$ -	\$ -	\$ -
	\$ -	\$ -	\$ -	\$ -	\$ -	\$ -
	\$ -	\$ -	\$ -	\$ -	\$ -	\$ -
	\$ -	\$ -	\$ -	\$ -	\$ -	\$ -
	\$ -	\$ -	\$ -	\$ -	\$ -	\$ -
	\$ -	\$ -	\$ -	\$ -	\$ -	\$ -
	\$ -	\$ -	\$ -	\$ -	\$ -	\$ -
	\$ -	\$ -	\$ -	\$ -	\$ -	\$ -
	\$ -	\$ -	\$ -	\$ -	\$ -	\$ -
	\$ -	\$ -	\$ -	\$ -	\$ -	\$ -
TOTAL INVESTMENTS	\$ -	\$ -	\$ -	\$ -	\$ -	\$ -

GENERAL FUND ACCOUNTS COVERING THE PERIOD JULY 1, 2017, to JUNE 30, 2018
ESTIMATE OF NEEDS FOR 2018-2019

EXHIBIT "A"

4a

Schedule 8(a), Report Of Prior Year's Expenditures				
DEPARTMENTS OF GOVERNMENT APPROPRIATED ACCOUNTS	FISCAL YEAR ENDING JUNE 30, 2017			
	RESERVES	WARRANTS	BALANCE	ORIGINAL
	6-30-2017	SINCE ISSUED	LAPSED APPROPRIATIONS	APPROPRIATIONS
01 DISTRICT ATTORNEY - STATE:				
01a Personal Services	\$ -	\$ -	\$ -	\$ -
01b Part Time Help	\$ -	\$ -	\$ -	\$ -
01c Travel	\$ -	\$ -	\$ -	\$ -
01d Maintenance and Operation	\$ -	\$ -	\$ -	\$ -
01e Capital Outlay	\$ -	\$ -	\$ -	\$ -
01f Intergovernmental	\$ -	\$ -	\$ -	\$ -
01g Other-	\$ -	\$ -	\$ -	\$ -
01 Total	\$ -	\$ -	\$ -	\$ -
02 DISTRICT ATTORNEY - COUNTY:				
02a Personal Services	\$ -	\$ -	\$ -	\$ -
02b Part Time Help	\$ -	\$ -	\$ -	\$ -
02c Travel	\$ -	\$ -	\$ -	\$ -
02d Maintenance and Operation	\$ -	\$ -	\$ -	\$ -
02e Capital Outlay	\$ -	\$ -	\$ -	\$ -
02f Intergovernmental	\$ -	\$ -	\$ -	\$ -
02g Law Library	\$ -	\$ -	\$ -	\$ 4,700.00
02h Other-	\$ -	\$ -	\$ -	\$ -
02 Total	\$ -	\$ -	\$ -	\$ 4,700.00
04 COUNTY SHERIFF:				
04a Personal Services	\$ -	\$ -	\$ -	\$ 359,000.00
04b Part Time Help	\$ -	\$ -	\$ -	\$ 10,000.00
04c Travel	\$ -	\$ -	\$ -	\$ -
04d Maintenance and Operation	\$ 2,210.01	\$ 570.83	\$ 1,639.18	\$ 212,000.00
04e Capital Outlay	\$ -	\$ -	\$ -	\$ 7,500.00
04f Intergovernmental	\$ -	\$ -	\$ -	\$ -
04g Sheriff's Fees	\$ -	\$ -	\$ -	\$ -
04h Board of Prisoners	\$ -	\$ -	\$ -	\$ -
04i Other - Payroll Taxes & Fringe Benefits	\$ -	\$ -	\$ -	\$ 154,000.00
04 Total	\$ 2,210.01	\$ 570.83	\$ 1,639.18	\$ 742,500.00
06 COUNTY TREASURER:				
06a Personal Services	\$ -	\$ -	\$ -	\$ 106,564.56
06b Part Time Help	\$ -	\$ -	\$ -	\$ -
06c Travel	\$ -	\$ -	\$ -	\$ 4,800.00
06d Maintenance and Operation	\$ -	\$ -	\$ -	\$ 500.00
06e Capital Outlay	\$ -	\$ -	\$ -	\$ -
06f Intergovernmental	\$ -	\$ -	\$ -	\$ -
06g Other - Payroll Taxes & Fringe Benefits	\$ -	\$ -	\$ -	\$ 44,468.54
06 Total	\$ -	\$ -	\$ -	\$ 156,333.10
08 COUNTY COMMISSIONERS:				
08a Personal Services	\$ -	\$ -	\$ -	\$ -
08b Part Time Help	\$ -	\$ -	\$ -	\$ -
08c Travel	\$ -	\$ -	\$ -	\$ -
08d Maintenance and Operation	\$ -	\$ -	\$ -	\$ -
08e Capital Outlay	\$ -	\$ -	\$ -	\$ -
08f Intergovernmental	\$ -	\$ -	\$ -	\$ -
08g Other - Payroll Taxes & Fringe Benefits	\$ -	\$ -	\$ -	\$ -
08 Total	\$ -	\$ -	\$ -	\$ -

GENERAL FUND ACCOUNTS COVERING THE PERIOD JULY 1, 2017, to JUNE 30, 2018
ESTIMATE OF NEEDS FOR 2018-2019

FISCAL YEAR ENDING JUNE 30, 2018						Governmental Budget Accounts FISCAL YEAR 2018-2019	
SUPPLEMENTAL ADJUSTMENTS		NET AMOUNT OF APPROPRIATIONS	WARRANTS ISSUED	RESERVES	LAPSED BALANCE KNOWN TO BE UNENCUMBERED	NEEDS AS ESTIMATED BY GOVERNING BOARD	APPROVED BY COUNTY EXCISE BOARD
ADDED	CANCELLED						
\$ -	\$ -	\$ -	\$ -	\$ -	\$ -	\$ -	\$ -
\$ -	\$ -	\$ -	\$ -	\$ -	\$ -	\$ -	\$ -
\$ -	\$ -	\$ -	\$ -	\$ -	\$ -	\$ -	\$ -
\$ -	\$ -	\$ -	\$ -	\$ -	\$ -	\$ -	\$ -
\$ -	\$ -	\$ -	\$ -	\$ -	\$ -	\$ -	\$ -
\$ -	\$ -	\$ -	\$ -	\$ -	\$ -	\$ -	\$ -
\$ -	\$ -	\$ -	\$ -	\$ -	\$ -	\$ -	\$ -
\$ -	\$ -	\$ -	\$ -	\$ -	\$ -	\$ -	\$ -
\$ -	\$ -	\$ -	\$ -	\$ -	\$ -	\$ -	\$ -
\$ -	\$ -	\$ -	\$ -	\$ -	\$ -	\$ -	\$ -
\$ -	\$ -	\$ -	\$ -	\$ -	\$ -	\$ -	\$ -
\$ -	\$ -	\$ -	\$ -	\$ -	\$ -	\$ -	\$ -
\$ -	\$ -	\$ -	\$ -	\$ -	\$ -	\$ -	\$ -
\$ 448.57	\$ -	\$ 5,148.57	\$ 5,148.57	\$ -	\$ -	\$ 4,700.00	\$ 4,700.00
\$ -	\$ -	\$ -	\$ -	\$ -	\$ -	\$ -	\$ -
\$ 448.57	\$ -	\$ 5,148.57	\$ 5,148.57	\$ -	\$ -	\$ 4,700.00	\$ 4,700.00
\$ 27,369.14	\$ -	\$ 386,369.14	\$ 386,366.96	\$ -	\$ 2.18	\$ 563,883.00	\$ 563,883.00
\$ -	\$ 3,010.00	\$ 6,990.00	\$ 6,073.44	\$ -	\$ 916.56	\$ 8,500.00	\$ 8,500.00
\$ -	\$ -	\$ -	\$ -	\$ -	\$ -	\$ -	\$ -
\$ -	\$ -	\$ 212,000.00	\$ 169,183.09	\$ 19,119.93	\$ 23,696.98	\$ 146,000.00	\$ 146,000.00
\$ -	\$ 7,000.00	\$ 500.00	\$ 475.96	\$ -	\$ 24.04	\$ -	\$ -
\$ -	\$ -	\$ -	\$ -	\$ -	\$ -	\$ -	\$ -
\$ -	\$ -	\$ -	\$ -	\$ -	\$ -	\$ -	\$ -
\$ -	\$ -	\$ -	\$ -	\$ -	\$ -	\$ -	\$ -
\$ -	\$ 17,359.14	\$ 136,640.86	\$ 136,640.86	\$ -	\$ -	\$ -	\$ -
\$ 27,369.14	\$ 27,369.14	\$ 742,500.00	\$ 698,740.31	\$ 19,119.93	\$ 24,639.76	\$ 718,383.00	\$ 718,383.00
\$ 11,420.44	\$ -	\$ 117,985.00	\$ 101,407.42	\$ -	\$ 16,577.58	\$ 142,760.00	\$ 142,760.00
\$ -	\$ -	\$ -	\$ -	\$ -	\$ -	\$ -	\$ -
\$ -	\$ -	\$ 4,800.00	\$ 4,800.00	\$ -	\$ -	\$ 6,000.00	\$ 6,000.00
\$ -	\$ -	\$ 500.00	\$ -	\$ -	\$ 500.00	\$ 1,240.00	\$ 1,240.00
\$ 3,000.00	\$ -	\$ 3,000.00	\$ 2,610.00	\$ -	\$ 390.00	\$ -	\$ -
\$ -	\$ -	\$ -	\$ -	\$ -	\$ -	\$ -	\$ -
\$ -	\$ 14,420.44	\$ 30,048.10	\$ 30,048.10	\$ -	\$ -	\$ -	\$ -
\$ 14,420.44	\$ 14,420.44	\$ 156,333.10	\$ 138,865.52	\$ -	\$ 17,467.58	\$ 150,000.00	\$ 150,000.00
\$ -	\$ -	\$ -	\$ -	\$ -	\$ -	\$ -	\$ -
\$ -	\$ -	\$ -	\$ -	\$ -	\$ -	\$ -	\$ -
\$ -	\$ -	\$ -	\$ -	\$ -	\$ -	\$ -	\$ -
\$ -	\$ -	\$ -	\$ -	\$ -	\$ -	\$ -	\$ -
\$ -	\$ -	\$ -	\$ -	\$ -	\$ -	\$ -	\$ -
\$ -	\$ -	\$ -	\$ -	\$ -	\$ -	\$ -	\$ -
\$ -	\$ -	\$ -	\$ -	\$ -	\$ -	\$ -	\$ -
\$ -	\$ -	\$ -	\$ -	\$ -	\$ -	\$ -	\$ -
\$ -	\$ -	\$ -	\$ -	\$ -	\$ -	\$ -	\$ -

GENERAL FUND ACCOUNTS COVERING THE PERIOD JULY 1, 2017, to JUNE 30, 2018
ESTIMATE OF NEEDS FOR 2018-2019

EXHIBIT "A"

4b

Schedule 8(b), Report Of Prior Year's Expenditures				
DEPARTMENTS OF GOVERNMENT APPROPRIATED ACCOUNTS	FISCAL YEAR ENDING JUNE 30, 2017			ORIGINAL APPROPRIATIONS
	RESERVES	WARRANTS	BALANCE	
	6-30-2017	SINCE ISSUED	LAPSED APPROPRIATIONS	
09 COUNTY COMMISSIONERS O.S.U. EXTENSION:				
09a Personal Services	\$ -	\$ -	\$ -	\$ -
09b Part Time Help	\$ -	\$ -	\$ -	\$ -
09c Travel	\$ -	\$ -	\$ -	\$ -
09d Maintenance and Operation	\$ -	\$ -	\$ -	\$ -
09e Capital Outlay	\$ -	\$ -	\$ -	\$ -
09f Intergovernmental	\$ -	\$ -	\$ -	\$ -
09g Other -	\$ -	\$ -	\$ -	\$ -
09 Total	\$ -	\$ -	\$ -	\$ -
10 COUNTY CLERK:				
10a Personal Services	\$ -	\$ -	\$ -	\$ 176,750.00
10b Part Time Help	\$ -	\$ -	\$ -	\$ -
10c Travel	\$ -	\$ -	\$ -	\$ 4,800.00
10d Maintenance and Operation	\$ 781.44	\$ 781.44	\$ -	\$ -
10e Capital Outlay	\$ -	\$ -	\$ -	\$ -
10f Intergovernmental	\$ -	\$ -	\$ -	\$ -
10g Lien Fees	\$ -	\$ -	\$ -	\$ -
010h Other - Payroll Taxes & Fringe Benefits	\$ -	\$ -	\$ -	\$ 82,250.00
10 Total	\$ 781.44	\$ 781.44	\$ -	\$ 263,800.00
14 COURT CLERK:				
14a Personal Services	\$ -	\$ -	\$ -	\$ 140,394.72
14b Part Time Help	\$ -	\$ -	\$ -	\$ -
14c Travel	\$ -	\$ -	\$ -	\$ 4,800.00
14d Maintenance and Operation	\$ -	\$ -	\$ -	\$ -
14e Capital Outlay	\$ -	\$ -	\$ -	\$ -
14f Intergovernmental	\$ -	\$ -	\$ -	\$ -
14g Other - Payroll Taxes & Fringe Benefits	\$ -	\$ -	\$ -	\$ 59,984.91
14 Total	\$ -	\$ -	\$ -	\$ 205,179.63
16 COUNTY ASSESSOR:				
16a Personal Services	\$ -	\$ -	\$ -	\$ 89,652.00
16b Part Time Help	\$ -	\$ -	\$ -	\$ -
16c Travel	\$ 219.84	\$ 119.84	\$ 100.00	\$ 7,475.00
16d Maintenance and Operation	\$ 600.00	\$ 600.00	\$ -	\$ 2,435.00
16e Capital Outlay	\$ -	\$ -	\$ -	\$ -
16f Intergovernmental	\$ -	\$ -	\$ -	\$ -
16g Other - Payroll Taxes & Fringe Benefits	\$ -	\$ -	\$ -	\$ 36,963.00
16h Other - Safety Awards	\$ -	\$ -	\$ -	\$ 315.00
16 Total	\$ 819.84	\$ 719.84	\$ 100.00	\$ 136,840.00
17 REVALUATION OF REAL PROPERTY:				
17a Personal Services	\$ -	\$ -	\$ -	\$ 85,866.00
17b Part Time Help	\$ -	\$ -	\$ -	\$ -
17c Travel	\$ -	\$ -	\$ -	\$ 3,075.00
17d Maintenance and Operation	\$ 3,038.50	\$ 2,782.27	\$ 256.23	\$ 12,760.00
17e Capital Outlay	\$ -	\$ -	\$ -	\$ -
17f Intergovernmental	\$ -	\$ -	\$ -	\$ -
17g Other - Payroll Taxes & Fringe Benefits	\$ -	\$ -	\$ -	\$ 39,300.00
17h Other -	\$ -	\$ -	\$ -	\$ -
17 Total	\$ 3,038.50	\$ 2,782.27	\$ 256.23	\$ 141,001.00

GENERAL FUND ACCOUNTS COVERING THE PERIOD JULY 1, 2017, to JUNE 30, 2018
ESTIMATE OF NEEDS FOR 2018-2019

FISCAL YEAR ENDING JUNE 30, 2018							Governmental Budget Accounts	
							FISCAL YEAR 2018-2019	
SUPPLEMENTAL		NET AMOUNT	WARRANTS	RESERVES	LAPSED	NEEDS AS	APPROVED BY	
ADJUSTMENTS		OF	ISSUED		BALANCE	ESTIMATED BY	COUNTY	
		APPROPRIATIONS			KNOWN TO BE	GOVERNING	EXCISE BOARD	
ADDED	CANCELLED				UNENCUMBERED	BOARD		
\$ -	\$ -	\$ -	\$ -	\$ -	\$ -	\$ -	\$ -	\$ -
\$ -	\$ -	\$ -	\$ -	\$ -	\$ -	\$ -	\$ -	\$ -
\$ -	\$ -	\$ -	\$ -	\$ -	\$ -	\$ -	\$ -	\$ -
\$ -	\$ -	\$ -	\$ -	\$ -	\$ -	\$ -	\$ -	\$ -
\$ -	\$ -	\$ -	\$ -	\$ -	\$ -	\$ -	\$ -	\$ -
\$ -	\$ -	\$ -	\$ -	\$ -	\$ -	\$ -	\$ -	\$ -
\$ -	\$ -	\$ -	\$ -	\$ -	\$ -	\$ -	\$ -	\$ -
\$ -	\$ -	\$ -	\$ -	\$ -	\$ -	\$ -	\$ -	\$ -
\$ -	\$ -	\$ -	\$ -	\$ -	\$ -	\$ -	\$ -	\$ -
\$ -	\$ -	\$ -	\$ -	\$ -	\$ -	\$ -	\$ -	\$ -
\$ -	\$ -	\$ -	\$ -	\$ -	\$ -	\$ -	\$ -	\$ -
\$ -	\$ -	\$ -	\$ -	\$ -	\$ -	\$ -	\$ -	\$ -
\$ 7,724.71	\$ -	\$ 184,474.71	\$ 184,054.39	\$ -	\$ 420.32	\$ 193,800.00	\$ 193,800.00	\$ 193,800.00
\$ -	\$ -	\$ -	\$ -	\$ -	\$ -	\$ -	\$ -	\$ -
\$ 6,500.00	\$ -	\$ 11,300.00	\$ 9,061.70	\$ 1,050.00	\$ 1,188.30	\$ 6,100.00	\$ 6,100.00	\$ 6,100.00
\$ -	\$ -	\$ -	\$ -	\$ -	\$ -	\$ 25,100.00	\$ 25,100.00	\$ 25,100.00
\$ 5,400.00	\$ -	\$ 5,400.00	\$ 4,089.64	\$ -	\$ 1,310.36	\$ -	\$ -	\$ -
\$ -	\$ -	\$ -	\$ -	\$ -	\$ -	\$ -	\$ -	\$ -
\$ -	\$ -	\$ -	\$ -	\$ -	\$ -	\$ -	\$ -	\$ -
\$ -	\$ 19,624.71	\$ 62,625.29	\$ 62,625.29	\$ -	\$ -	\$ -	\$ -	\$ -
\$ 19,624.71	\$ 19,624.71	\$ 263,800.00	\$ 259,831.02	\$ 1,050.00	\$ 2,918.98	\$ 225,000.00	\$ 225,000.00	\$ 225,000.00
\$ 11,731.71	\$ -	\$ 152,126.43	\$ 143,301.74	\$ -	\$ 8,824.69	\$ 175,017.00	\$ 175,017.00	\$ 175,017.00
\$ -	\$ -	\$ -	\$ -	\$ -	\$ -	\$ -	\$ -	\$ -
\$ -	\$ -	\$ 4,800.00	\$ 4,800.00	\$ -	\$ -	\$ 4,800.00	\$ 4,800.00	\$ 4,800.00
\$ -	\$ -	\$ -	\$ -	\$ -	\$ -	\$ -	\$ -	\$ -
\$ -	\$ -	\$ -	\$ -	\$ -	\$ -	\$ -	\$ -	\$ -
\$ -	\$ -	\$ -	\$ -	\$ -	\$ -	\$ -	\$ -	\$ -
\$ -	\$ 11,731.71	\$ 48,253.20	\$ 48,253.20	\$ -	\$ 0.00	\$ -	\$ -	\$ -
\$ 11,731.71	\$ 11,731.71	\$ 205,179.63	\$ 196,354.94	\$ -	\$ 8,824.69	\$ 179,817.00	\$ 179,817.00	\$ 179,817.00
\$ 7,295.11	\$ -	\$ 96,947.11	\$ 95,601.76	\$ -	\$ 1,345.35	\$ 82,370.00	\$ 82,370.00	\$ 82,370.00
\$ -	\$ -	\$ -	\$ -	\$ -	\$ -	\$ -	\$ -	\$ -
\$ -	\$ -	\$ 7,475.00	\$ 6,598.97	\$ 650.00	\$ 226.03	\$ 6,200.00	\$ 6,200.00	\$ 6,200.00
\$ -	\$ -	\$ 2,435.00	\$ 1,666.29	\$ -	\$ 768.71	\$ 90.00	\$ 90.00	\$ 90.00
\$ -	\$ -	\$ -	\$ -	\$ -	\$ -	\$ -	\$ -	\$ -
\$ -	\$ -	\$ -	\$ -	\$ -	\$ -	\$ -	\$ -	\$ -
\$ -	\$ 6,980.11	\$ 29,982.89	\$ 29,982.89	\$ -	\$ -	\$ -	\$ -	\$ -
\$ -	\$ 315.00	\$ -	\$ -	\$ -	\$ -	\$ -	\$ -	\$ -
\$ 7,295.11	\$ 7,295.11	\$ 136,840.00	\$ 133,849.91	\$ 650.00	\$ 2,340.09	\$ 88,660.00	\$ 88,660.00	\$ 88,660.00
\$ 10,595.68	\$ -	\$ 96,461.68	\$ 64,720.67	\$ -	\$ 31,741.01	\$ 94,000.00	\$ 94,000.00	\$ 94,000.00
\$ -	\$ -	\$ -	\$ -	\$ -	\$ -	\$ -	\$ -	\$ -
\$ -	\$ -	\$ 3,075.00	\$ 2,565.37	\$ 325.00	\$ 184.63	\$ 5,367.00	\$ 5,367.00	\$ 5,367.00
\$ 3,500.00	\$ -	\$ 16,260.00	\$ 12,014.42	\$ 2,796.76	\$ 1,448.82	\$ 49,095.00	\$ 49,095.00	\$ 49,095.00
\$ -	\$ -	\$ -	\$ -	\$ -	\$ -	\$ -	\$ -	\$ -
\$ -	\$ -	\$ -	\$ -	\$ -	\$ -	\$ -	\$ -	\$ -
\$ -	\$ 14,095.68	\$ 25,204.32	\$ 25,204.32	\$ -	\$ -	\$ -	\$ -	\$ -
\$ -	\$ -	\$ -	\$ -	\$ -	\$ -	\$ -	\$ -	\$ -
\$ 14,095.68	\$ 14,095.68	\$ 141,001.00	\$ 104,504.78	\$ 3,121.76	\$ 33,374.46	\$ 148,462.00	\$ 148,462.00	\$ 148,462.00

GENERAL FUND ACCOUNTS COVERING THE PERIOD JULY 1, 2017, to JUNE 30, 2018
ESTIMATE OF NEEDS FOR 2018-2019

EXHIBIT "A"

4c

Schedule 8(c), Report Of Prior Year's Expenditures				
DEPARTMENTS OF GOVERNMENT APPROPRIATED ACCOUNTS	FISCAL YEAR ENDING JUNE 30, 2017			ORIGINAL APPROPRIATIONS
	RESERVES	WARRANTS	BALANCE	
	6-30-2017	SINCE ISSUED	LAPSED APPROPRIATIONS	
18 JUVENILE SHELTER BUREAU:				
18a Personal Services	\$ -	\$ -	\$ -	\$ -
18b Part Time Help	\$ -	\$ -	\$ -	\$ -
18c Travel	\$ -	\$ -	\$ -	\$ -
18d Maintenance and Operation	\$ -	\$ -	\$ -	\$ -
18e Capital Outlay	\$ -	\$ -	\$ -	\$ -
18f Intergovernmental	\$ -	\$ -	\$ -	\$ -
18g Other -	\$ -	\$ -	\$ -	\$ -
18 Total	\$ -	\$ -	\$ -	\$ -
19 DISTRICT COURT:				
19a Personal Services	\$ -	\$ -	\$ -	\$ -
19b Part Time Help	\$ -	\$ -	\$ -	\$ -
19c Travel	\$ -	\$ -	\$ -	\$ -
19d Maintenance and Operation	\$ -	\$ -	\$ -	\$ -
19e Capital Outlay	\$ -	\$ -	\$ -	\$ -
19f Intergovernmental	\$ -	\$ -	\$ -	\$ -
19g Other -	\$ -	\$ -	\$ -	\$ -
19 Total	\$ -	\$ -	\$ -	\$ -
20 GENERAL GOVERNMENT				
20a Personal Services	\$ -	\$ -	\$ -	\$ -
20b Part Time Help	\$ -	\$ -	\$ -	\$ -
20c Travel	\$ 180.46	\$ 117.38	\$ 63.08	\$ 1,500.00
20d Maintenance and Operation	\$ 11,115.55	\$ 4,733.51	\$ 6,382.04	\$ 175,000.00
20e Capital Outlay	\$ -	\$ -	\$ -	\$ 3,500.00
20f Intergovernmental	\$ -	\$ -	\$ -	\$ -
20g Other - Payroll Taxes & Fringe Benefits	\$ -	\$ -	\$ -	\$ -
20h Other - FSA	\$ -	\$ -	\$ -	\$ -
20i Other -	\$ -	\$ -	\$ -	\$ -
20j Other - Courthouse Renovation	\$ -	\$ -	\$ -	\$ 163,852.85
20 Total	\$ 11,296.01	\$ 4,850.89	\$ 6,445.12	\$ 343,852.85
21 EXCISE - EQUALIZATION BOARD:				
21a Personal Services	\$ -	\$ -	\$ -	\$ 2,801.00
21b Part Time Help	\$ -	\$ -	\$ -	\$ -
21c Travel	\$ -	\$ -	\$ -	\$ 300.00
21d Maintenance and Operation	\$ -	\$ -	\$ -	\$ -
21e Capital Outlay	\$ -	\$ -	\$ -	\$ -
21f Intergovernmental	\$ -	\$ -	\$ -	\$ -
21g Other - Payroll Taxes & Fringe Benefits	\$ -	\$ -	\$ -	\$ 249.00
21 Total	\$ -	\$ -	\$ -	\$ 3,350.00
22 COUNTY ELECTION EXPENSE:				
22a Personal Services	\$ -	\$ -	\$ -	\$ 49,548.00
22b Part Time Help	\$ -	\$ -	\$ -	\$ 290.00
22c Travel	\$ -	\$ -	\$ -	\$ 500.00
22d Maintenance and Operation	\$ 300.00	\$ 482.50	\$ (182.50)	\$ 6,000.00
22e Capital Outlay	\$ -	\$ -	\$ -	\$ 500.00
22f Intergovernmental	\$ -	\$ -	\$ -	\$ -
22g Other - Payroll Taxes & Fringe Benefits	\$ -	\$ -	\$ -	\$ 26,660.00
22 Total	\$ 300.00	\$ 482.50	\$ (182.50)	\$ 83,498.00

GENERAL FUND ACCOUNTS COVERING THE PERIOD JULY 1, 2017, to JUNE 30, 2018
ESTIMATE OF NEEDS FOR 2018-2019

FISCAL YEAR ENDING JUNE 30, 2018						Governmental Budget Accounts FISCAL YEAR 2018-2019	
SUPPLEMENTAL ADJUSTMENTS		NET AMOUNT OF APPROPRIATIONS	WARRANTS ISSUED	RESERVES	LAPSED BALANCE KNOWN TO BE UNENCUMBERED	NEEDS AS ESTIMATED BY GOVERNING BOARD	APPROVED BY COUNTY EXCISE BOARD
ADDED	CANCELLED						
\$ -	\$ -	\$ -	\$ -	\$ -	\$ -	\$ -	\$ -
\$ -	\$ -	\$ -	\$ -	\$ -	\$ -	\$ -	\$ -
\$ -	\$ -	\$ -	\$ -	\$ -	\$ -	\$ -	\$ -
\$ -	\$ -	\$ -	\$ -	\$ -	\$ -	\$ -	\$ -
\$ -	\$ -	\$ -	\$ -	\$ -	\$ -	\$ -	\$ -
\$ -	\$ -	\$ -	\$ -	\$ -	\$ -	\$ -	\$ -
\$ -	\$ -	\$ -	\$ -	\$ -	\$ -	\$ -	\$ -
\$ -	\$ -	\$ -	\$ -	\$ -	\$ -	\$ -	\$ -
\$ -	\$ -	\$ -	\$ -	\$ -	\$ -	\$ -	\$ -
\$ -	\$ -	\$ -	\$ -	\$ -	\$ -	\$ -	\$ -
\$ -	\$ -	\$ -	\$ -	\$ -	\$ -	\$ -	\$ -
\$ -	\$ -	\$ -	\$ -	\$ -	\$ -	\$ -	\$ -
\$ -	\$ -	\$ -	\$ -	\$ -	\$ -	\$ -	\$ -
\$ -	\$ -	\$ -	\$ -	\$ -	\$ -	\$ -	\$ -
\$ -	\$ -	\$ -	\$ -	\$ -	\$ -	\$ -	\$ -
\$ -	\$ -	\$ -	\$ -	\$ -	\$ -	\$ -	\$ -
\$ -	\$ -	\$ -	\$ -	\$ -	\$ -	\$ -	\$ -
\$ -	\$ -	\$ -	\$ -	\$ -	\$ -	\$ -	\$ -
\$ -	\$ -	\$ -	\$ -	\$ -	\$ -	\$ 8,678.06	\$ 8,678.06
\$ -	\$ -	\$ -	\$ -	\$ -	\$ -	\$ -	\$ -
\$ -	\$ -	\$ 1,500.00	\$ 1,115.57	\$ 150.00	\$ 234.43	\$ 2,000.00	\$ 2,000.00
\$ -	\$ -	\$ 175,000.00	\$ 152,448.39	\$ 6,377.50	\$ 16,174.11	\$ 820,731.48	\$ 820,731.48
\$ -	\$ -	\$ 3,500.00	\$ -	\$ -	\$ 3,500.00	\$ 5,000.00	\$ 5,000.00
\$ -	\$ -	\$ -	\$ -	\$ -	\$ -	\$ -	\$ -
\$ -	\$ -	\$ -	\$ -	\$ -	\$ -	\$ -	\$ -
\$ -	\$ -	\$ -	\$ -	\$ -	\$ -	\$ -	\$ -
\$ -	\$ -	\$ -	\$ -	\$ -	\$ -	\$ -	\$ -
\$ -	\$ -	\$ -	\$ -	\$ -	\$ -	\$ -	\$ -
\$ -	\$ 0.35	\$ 163,852.50	\$ -	\$ -	\$ 163,852.50	\$ 153,858.00	\$ 153,858.00
\$ -	\$ 0.35	\$ 343,852.50	\$ 153,563.96	\$ 6,527.50	\$ 183,761.04	\$ 990,267.54	\$ 990,267.54
\$ 108.10	\$ -	\$ 2,909.10	\$ 2,296.71	\$ -	\$ 612.39	\$ 3,450.00	\$ 3,450.00
\$ -	\$ -	\$ -	\$ -	\$ -	\$ -	\$ -	\$ -
\$ -	\$ -	\$ 300.00	\$ 181.14	\$ -	\$ 118.86	\$ 700.00	\$ 700.00
\$ -	\$ -	\$ -	\$ -	\$ -	\$ -	\$ -	\$ -
\$ -	\$ -	\$ -	\$ -	\$ -	\$ -	\$ -	\$ -
\$ -	\$ -	\$ -	\$ -	\$ -	\$ -	\$ -	\$ -
\$ -	\$ 108.10	\$ 140.90	\$ 140.90	\$ -	\$ -	\$ -	\$ -
\$ 108.10	\$ 108.10	\$ 3,350.00	\$ 2,618.75	\$ -	\$ 731.25	\$ 4,150.00	\$ 4,150.00
\$ 5,241.81	\$ -	\$ 54,789.81	\$ 53,384.00	\$ -	\$ 1,405.81	\$ 78,000.00	\$ 78,000.00
\$ 766.72	\$ -	\$ 1,056.72	\$ 672.00	\$ -	\$ 384.72	\$ 550.00	\$ 550.00
\$ 200.00	\$ -	\$ 700.00	\$ 619.86	\$ 46.87	\$ 33.27	\$ 500.00	\$ 500.00
\$ -	\$ 360.59	\$ 5,639.41	\$ 4,029.93	\$ 1,090.00	\$ 519.48	\$ 10,450.00	\$ 10,450.00
\$ 2,200.00	\$ -	\$ 2,700.00	\$ -	\$ 2,615.00	\$ 85.00	\$ 500.00	\$ 500.00
\$ -	\$ -	\$ -	\$ -	\$ -	\$ -	\$ -	\$ -
\$ -	\$ 5,094.82	\$ 21,565.18	\$ 21,565.18	\$ -	\$ -	\$ -	\$ -
\$ 8,408.53	\$ 5,455.41	\$ 86,451.12	\$ 80,270.97	\$ 3,751.87	\$ 2,428.28	\$ 90,000.00	\$ 90,000.00

GENERAL FUND ACCOUNTS COVERING THE PERIOD JULY 1, 2017, to JUNE 30, 2018
ESTIMATE OF NEEDS FOR 2018-2019

EXHIBIT "A"

4d

Schedule 8(d), Report Of Prior Year's Expenditures				
DEPARTMENTS OF GOVERNMENT APPROPRIATED ACCOUNTS	FISCAL YEAR ENDING JUNE 30, 2017			ORIGINAL APPROPRIATIONS
	RESERVES	WARRANTS	BALANCE	
	6-30-2017	SINCE ISSUED	LAPSED APPROPRIATIONS	
23 INSURANCE - BENEFITS:				
23a Hospital	\$ -	\$ -	\$ -	\$ -
23b Accident	\$ -	\$ -	\$ -	\$ -
23c Life	\$ -	\$ -	\$ -	\$ -
23d Property	\$ -	\$ -	\$ -	\$ -
23e Workmans Compensation	\$ -	\$ -	\$ -	\$ -
23f Unemployment	\$ -	\$ -	\$ -	\$ -
23g Retirement	\$ -	\$ -	\$ -	\$ -
23h Self Insured	\$ -	\$ -	\$ -	\$ -
23i FICA	\$ -	\$ -	\$ -	\$ -
23j Other -	\$ -	\$ -	\$ -	\$ -
23 Total	\$ -	\$ -	\$ -	\$ -
24 COUNTY PURCHASING AGENT:				
24a Personal Services	\$ -	\$ -	\$ -	\$ -
24b Part Time Help	\$ -	\$ -	\$ -	\$ -
24c Travel	\$ -	\$ -	\$ -	\$ -
24d Maintenance and Operation	\$ -	\$ -	\$ -	\$ -
24e Capital Outlay	\$ -	\$ -	\$ -	\$ -
24f Intergovernmental	\$ -	\$ -	\$ -	\$ -
24g Other -	\$ -	\$ -	\$ -	\$ -
24 Total	\$ -	\$ -	\$ -	\$ -
25 DATA PROCESSING:				
25a Personal Services	\$ -	\$ -	\$ -	\$ -
25b Part Time Help	\$ -	\$ -	\$ -	\$ -
25c Travel	\$ -	\$ -	\$ -	\$ -
25d Maintenance and Operation	\$ -	\$ -	\$ -	\$ -
25e Capital Outlay	\$ -	\$ -	\$ -	\$ -
25f Intergovernmental	\$ -	\$ -	\$ -	\$ -
25g Other -	\$ -	\$ -	\$ -	\$ -
25 Total	\$ -	\$ -	\$ -	\$ -
26 COUNTY SUPT. OF HEALTH				
26a Personal Services	\$ -	\$ -	\$ -	\$ -
26b Part Time Help	\$ -	\$ -	\$ -	\$ -
26c Travel	\$ -	\$ -	\$ -	\$ -
26d Maintenance and Operation	\$ -	\$ -	\$ -	\$ -
26e Capital Outlay	\$ -	\$ -	\$ -	\$ -
26f Intergovernmental	\$ -	\$ -	\$ -	\$ -
26g Other -	\$ -	\$ -	\$ -	\$ -
26 Total	\$ -	\$ -	\$ -	\$ -
27 WELFARE AGENCIES:				
27a Personal Services	\$ -	\$ -	\$ -	\$ -
27b Part Time Help	\$ -	\$ -	\$ -	\$ -
27c Travel	\$ -	\$ -	\$ -	\$ -
27d Maintenance and Operation	\$ -	\$ -	\$ -	\$ -
27e Capital Outlay	\$ -	\$ -	\$ -	\$ -
27f Intergovernmental	\$ -	\$ -	\$ -	\$ -
27g Other -	\$ -	\$ -	\$ -	\$ -
27 Total	\$ -	\$ -	\$ -	\$ -

GENERAL FUND ACCOUNTS COVERING THE PERIOD JULY 1, 2017, to JUNE 30, 2018
ESTIMATE OF NEEDS FOR 2018-2019

FISCAL YEAR ENDING JUNE 30, 2018						Governmental Budget Accounts FISCAL YEAR 2018-2019	
SUPPLEMENTAL ADJUSTMENTS		NET AMOUNT OF APPROPRIATIONS	WARRANTS ISSUED	RESERVES	LAPSED BALANCE KNOWN TO BE UNENCUMBERED	NEEDS AS ESTIMATED BY GOVERNING BOARD	APPROVED BY COUNTY EXCISE BOARD
ADDED	CANCELED						
\$ -	\$ -	\$ -	\$ -	\$ -	\$ -	\$ -	\$ -
\$ -	\$ -	\$ -	\$ -	\$ -	\$ -	\$ -	\$ -
\$ -	\$ -	\$ -	\$ -	\$ -	\$ -	\$ -	\$ -
\$ -	\$ -	\$ -	\$ -	\$ -	\$ -	\$ -	\$ -
\$ -	\$ -	\$ -	\$ -	\$ -	\$ -	\$ -	\$ -
\$ -	\$ -	\$ -	\$ -	\$ -	\$ -	\$ -	\$ -
\$ -	\$ -	\$ -	\$ -	\$ -	\$ -	\$ -	\$ -
\$ -	\$ -	\$ -	\$ -	\$ -	\$ -	\$ -	\$ -
\$ -	\$ -	\$ -	\$ -	\$ -	\$ -	\$ -	\$ -
\$ -	\$ -	\$ -	\$ -	\$ -	\$ -	\$ -	\$ -
\$ -	\$ -	\$ -	\$ -	\$ -	\$ -	\$ -	\$ -
\$ -	\$ -	\$ -	\$ -	\$ -	\$ -	\$ -	\$ -
\$ -	\$ -	\$ -	\$ -	\$ -	\$ -	\$ -	\$ -
\$ -	\$ -	\$ -	\$ -	\$ -	\$ -	\$ -	\$ -
\$ -	\$ -	\$ -	\$ -	\$ -	\$ -	\$ -	\$ -
\$ -	\$ -	\$ -	\$ -	\$ -	\$ -	\$ -	\$ -
\$ -	\$ -	\$ -	\$ -	\$ -	\$ -	\$ -	\$ -
\$ -	\$ -	\$ -	\$ -	\$ -	\$ -	\$ -	\$ -
\$ -	\$ -	\$ -	\$ -	\$ -	\$ -	\$ -	\$ -
\$ -	\$ -	\$ -	\$ -	\$ -	\$ -	\$ -	\$ -
\$ -	\$ -	\$ -	\$ -	\$ -	\$ -	\$ -	\$ -
\$ -	\$ -	\$ -	\$ -	\$ -	\$ -	\$ -	\$ -
\$ -	\$ -	\$ -	\$ -	\$ -	\$ -	\$ -	\$ -
\$ -	\$ -	\$ -	\$ -	\$ -	\$ -	\$ -	\$ -
\$ -	\$ -	\$ -	\$ -	\$ -	\$ -	\$ -	\$ -
\$ -	\$ -	\$ -	\$ -	\$ -	\$ -	\$ -	\$ -
\$ -	\$ -	\$ -	\$ -	\$ -	\$ -	\$ -	\$ -
\$ -	\$ -	\$ -	\$ -	\$ -	\$ -	\$ -	\$ -
\$ -	\$ -	\$ -	\$ -	\$ -	\$ -	\$ -	\$ -
\$ -	\$ -	\$ -	\$ -	\$ -	\$ -	\$ -	\$ -
\$ -	\$ -	\$ -	\$ -	\$ -	\$ -	\$ -	\$ -
\$ -	\$ -	\$ -	\$ -	\$ -	\$ -	\$ -	\$ -
\$ -	\$ -	\$ -	\$ -	\$ -	\$ -	\$ -	\$ -
\$ -	\$ -	\$ -	\$ -	\$ -	\$ -	\$ -	\$ -
\$ -	\$ -	\$ -	\$ -	\$ -	\$ -	\$ -	\$ -
\$ -	\$ -	\$ -	\$ -	\$ -	\$ -	\$ -	\$ -
\$ -	\$ -	\$ -	\$ -	\$ -	\$ -	\$ -	\$ -
\$ -	\$ -	\$ -	\$ -	\$ -	\$ -	\$ -	\$ -
\$ -	\$ -	\$ -	\$ -	\$ -	\$ -	\$ -	\$ -
\$ -	\$ -	\$ -	\$ -	\$ -	\$ -	\$ -	\$ -
\$ -	\$ -	\$ -	\$ -	\$ -	\$ -	\$ -	\$ -
\$ -	\$ -	\$ -	\$ -	\$ -	\$ -	\$ -	\$ -
\$ -	\$ -	\$ -	\$ -	\$ -	\$ -	\$ -	\$ -
\$ -	\$ -	\$ -	\$ -	\$ -	\$ -	\$ -	\$ -
\$ -	\$ -	\$ -	\$ -	\$ -	\$ -	\$ -	\$ -
\$ -	\$ -	\$ -	\$ -	\$ -	\$ -	\$ -	\$ -
\$ -	\$ -	\$ -	\$ -	\$ -	\$ -	\$ -	\$ -
\$ -	\$ -	\$ -	\$ -	\$ -	\$ -	\$ -	\$ -
\$ -	\$ -	\$ -	\$ -	\$ -	\$ -	\$ -	\$ -
\$ -	\$ -	\$ -	\$ -	\$ -	\$ -	\$ -	\$ -
\$ -	\$ -	\$ -	\$ -	\$ -	\$ -	\$ -	\$ -
\$ -	\$ -	\$ -	\$ -	\$ -	\$ -	\$ -	\$ -
\$ -	\$ -	\$ -	\$ -	\$ -	\$ -	\$ -	\$ -
\$ -	\$ -	\$ -	\$ -	\$ -	\$ -	\$ -	\$ -
\$ -	\$ -	\$ -	\$ -	\$ -	\$ -	\$ -	\$ -
\$ -	\$ -	\$ -	\$ -	\$ -	\$ -	\$ -	\$ -

GENERAL FUND ACCOUNTS COVERING THE PERIOD JULY 1, 2017, to JUNE 30, 2018
ESTIMATE OF NEEDS FOR 2018-2019

EXHIBIT "A"

4c

Schedule 8(e), Report Of Prior Year's Expenditures				
DEPARTMENTS OF GOVERNMENT APPROPRIATED ACCOUNTS	FISCAL YEAR ENDING JUNE 30, 2017			ORIGINAL
	RESERVES	WARRANTS	BALANCE	
	6-30-2017	SINCE ISSUED	LAPSED APPROPRIATIONS	APPROPRIATIONS
28 CHARITY:				
28a Personal Services	\$ -	\$ -	\$ -	\$ -
28b Part Time Help	\$ -	\$ -	\$ -	\$ -
28c Travel	\$ -	\$ -	\$ -	\$ -
28d Maintenance and Operation	\$ -	\$ -	\$ -	\$ -
28e Capital Outlay	\$ -	\$ -	\$ -	\$ -
28f Intergovernmental	\$ -	\$ -	\$ -	\$ -
28g Other -	\$ -	\$ -	\$ -	\$ -
28 Total	\$ -	\$ -	\$ -	\$ -
29 FIRE FIGHTING SERVICES:				
29a Personal Services	\$ -	\$ -	\$ -	\$ -
29b Part Time Help	\$ -	\$ -	\$ -	\$ -
29c Travel	\$ -	\$ -	\$ -	\$ -
29d Maintenance and Operation	\$ -	\$ -	\$ -	\$ -
29e Capital Outlay	\$ -	\$ -	\$ -	\$ -
29f Intergovernmental	\$ -	\$ -	\$ -	\$ -
29g Equipment Lease Rentals	\$ -	\$ -	\$ -	\$ -
29h Other -	\$ -	\$ -	\$ -	\$ -
29i Other -	\$ -	\$ -	\$ -	\$ -
29 Total	\$ -	\$ -	\$ -	\$ -
30 RECORDING ACCOUNT:				
30a Personal Services	\$ -	\$ -	\$ -	\$ -
30b Part Time Help	\$ -	\$ -	\$ -	\$ -
30c Travel	\$ -	\$ -	\$ -	\$ -
30d Maintenance and Operation	\$ -	\$ -	\$ -	\$ -
30e Capital Outlay	\$ -	\$ -	\$ -	\$ -
30f Intergovernmental	\$ -	\$ -	\$ -	\$ -
30g Other -	\$ -	\$ -	\$ -	\$ -
30 Total	\$ -	\$ -	\$ -	\$ -
31 COUNTY ENGINEER:				
31a Personal Services	\$ -	\$ -	\$ -	\$ -
31b Part Time Help	\$ -	\$ -	\$ -	\$ -
31c Travel	\$ -	\$ -	\$ -	\$ -
31d Maintenance and Operation	\$ -	\$ -	\$ -	\$ -
31e Capital Outlay	\$ -	\$ -	\$ -	\$ -
31f Intergovernmental	\$ -	\$ -	\$ -	\$ -
31g Other -	\$ -	\$ -	\$ -	\$ -
31h Other -	\$ -	\$ -	\$ -	\$ -
31 Total	\$ -	\$ -	\$ -	\$ -
32 LIBRARY:				
32a Personal Services	\$ -	\$ -	\$ -	\$ -
32b Part Time Help	\$ -	\$ -	\$ -	\$ -
32c Travel	\$ -	\$ -	\$ -	\$ -
32d Maintenance and Operation	\$ -	\$ -	\$ -	\$ -
32e Capital Outlay	\$ -	\$ -	\$ -	\$ -
32f Intergovernmental	\$ -	\$ -	\$ -	\$ -
32g Other -	\$ -	\$ -	\$ -	\$ -
32 Total	\$ -	\$ -	\$ -	\$ -

GENERAL FUND ACCOUNTS COVERING THE PERIOD JULY 1, 2017, to JUNE 30, 2018
ESTIMATE OF NEEDS FOR 2018-2019

FISCAL YEAR ENDING JUNE 30, 2018						Governmental Budget Accounts FISCAL YEAR 2018-2019	
SUPPLEMENTAL ADJUSTMENTS		NET AMOUNT OF APPROPRIATIONS	WARRANTS ISSUED	RESERVES	LAPSED BALANCE KNOWN TO BE UNENCUMBERED	NEEDS AS ESTIMATED BY GOVERNING BOARD	APPROVED BY COUNTY EXCISE BOARD
ADDED	CANCELLED						
\$ -	\$ -	\$ -	\$ -	\$ -	\$ -	\$ -	\$ -
\$ -	\$ -	\$ -	\$ -	\$ -	\$ -	\$ -	\$ -
\$ -	\$ -	\$ -	\$ -	\$ -	\$ -	\$ -	\$ -
\$ -	\$ -	\$ -	\$ -	\$ -	\$ -	\$ -	\$ -
\$ -	\$ -	\$ -	\$ -	\$ -	\$ -	\$ -	\$ -
\$ -	\$ -	\$ -	\$ -	\$ -	\$ -	\$ -	\$ -
\$ -	\$ -	\$ -	\$ -	\$ -	\$ -	\$ -	\$ -
\$ -	\$ -	\$ -	\$ -	\$ -	\$ -	\$ -	\$ -
\$ -	\$ -	\$ -	\$ -	\$ -	\$ -	\$ -	\$ -
\$ -	\$ -	\$ -	\$ -	\$ -	\$ -	\$ -	\$ -
\$ -	\$ -	\$ -	\$ -	\$ -	\$ -	\$ -	\$ -
\$ -	\$ -	\$ -	\$ -	\$ -	\$ -	\$ -	\$ -
\$ -	\$ -	\$ -	\$ -	\$ -	\$ -	\$ -	\$ -
\$ -	\$ -	\$ -	\$ -	\$ -	\$ -	\$ -	\$ -
\$ -	\$ -	\$ -	\$ -	\$ -	\$ -	\$ -	\$ -
\$ -	\$ -	\$ -	\$ -	\$ -	\$ -	\$ -	\$ -
\$ -	\$ -	\$ -	\$ -	\$ -	\$ -	\$ -	\$ -
\$ -	\$ -	\$ -	\$ -	\$ -	\$ -	\$ -	\$ -
\$ -	\$ -	\$ -	\$ -	\$ -	\$ -	\$ -	\$ -
\$ -	\$ -	\$ -	\$ -	\$ -	\$ -	\$ -	\$ -
\$ -	\$ -	\$ -	\$ -	\$ -	\$ -	\$ -	\$ -
\$ -	\$ -	\$ -	\$ -	\$ -	\$ -	\$ -	\$ -
\$ -	\$ -	\$ -	\$ -	\$ -	\$ -	\$ -	\$ -
\$ -	\$ -	\$ -	\$ -	\$ -	\$ -	\$ -	\$ -
\$ -	\$ -	\$ -	\$ -	\$ -	\$ -	\$ -	\$ -
\$ -	\$ -	\$ -	\$ -	\$ -	\$ -	\$ -	\$ -
\$ -	\$ -	\$ -	\$ -	\$ -	\$ -	\$ -	\$ -
\$ -	\$ -	\$ -	\$ -	\$ -	\$ -	\$ -	\$ -
\$ -	\$ -	\$ -	\$ -	\$ -	\$ -	\$ -	\$ -
\$ -	\$ -	\$ -	\$ -	\$ -	\$ -	\$ -	\$ -
\$ -	\$ -	\$ -	\$ -	\$ -	\$ -	\$ -	\$ -
\$ -	\$ -	\$ -	\$ -	\$ -	\$ -	\$ -	\$ -
\$ -	\$ -	\$ -	\$ -	\$ -	\$ -	\$ -	\$ -
\$ -	\$ -	\$ -	\$ -	\$ -	\$ -	\$ -	\$ -
\$ -	\$ -	\$ -	\$ -	\$ -	\$ -	\$ -	\$ -
\$ -	\$ -	\$ -	\$ -	\$ -	\$ -	\$ -	\$ -

GENERAL FUND ACCOUNTS COVERING THE PERIOD JULY 1, 2017, to JUNE 30, 2018
ESTIMATE OF NEEDS FOR 2018-2019

EXHIBIT "A"

4f

Schedule 8(f), Report Of Prior Year's Expenditures				
DEPARTMENTS OF GOVERNMENT APPROPRIATED ACCOUNTS	FISCAL YEAR ENDING JUNE 30, 2017			ORIGINAL APPROPRIATIONS
	RESERVES	WARRANTS	BALANCE	
	6-30-2017	SINCE ISSUED	LAPSED APPROPRIATIONS	
33 PUBLIC DEFENDER:				
33a Personal Services	\$ -	\$ -	\$ -	\$ -
33b Part Time Help	\$ -	\$ -	\$ -	\$ -
33c Travel	\$ -	\$ -	\$ -	\$ -
33d Maintenance and Operation	\$ -	\$ -	\$ -	\$ -
33e Capital Outlay	\$ -	\$ -	\$ -	\$ -
33f Intergovernmental	\$ -	\$ -	\$ -	\$ -
33g Other -	\$ -	\$ -	\$ -	\$ -
33h Other -	\$ -	\$ -	\$ -	\$ -
33 Total	\$ -	\$ -	\$ -	\$ -
34 CIVIL DEFENSE:				
34a Personal Services	\$ -	\$ -	\$ -	\$ -
34b Part Time Help	\$ -	\$ -	\$ -	\$ -
34c Travel	\$ -	\$ -	\$ -	\$ -
34d Maintenance and Operation	\$ -	\$ -	\$ -	\$ -
34e Capital Outlay	\$ -	\$ -	\$ -	\$ -
34f Intergovernmental	\$ -	\$ -	\$ -	\$ -
34g Other -	\$ -	\$ -	\$ -	\$ -
34 Total	\$ -	\$ -	\$ -	\$ -
36 SOLID WASTE:				
36a Personal Services	\$ -	\$ -	\$ -	\$ -
36b Part Time Help	\$ -	\$ -	\$ -	\$ -
36c Travel	\$ -	\$ -	\$ -	\$ -
36d Maintenance and Operation	\$ -	\$ -	\$ -	\$ -
36e Capital Outlay	\$ -	\$ -	\$ -	\$ -
36f Intergovernmental	\$ -	\$ -	\$ -	\$ -
36g Other -	\$ -	\$ -	\$ -	\$ -
36h Other -	\$ -	\$ -	\$ -	\$ -
36 Total	\$ -	\$ -	\$ -	\$ -
38 SOIL CONSERVATION DISTRICT:				
38a Personal Services	\$ -	\$ -	\$ -	\$ -
38b Part Time Help	\$ -	\$ -	\$ -	\$ -
38c Travel	\$ -	\$ -	\$ -	\$ -
38d Maintenance and Operation	\$ -	\$ -	\$ -	\$ -
38e Capital Outlay	\$ -	\$ -	\$ -	\$ -
38f Intergovernmental	\$ -	\$ -	\$ -	\$ -
38g Other -	\$ -	\$ -	\$ -	\$ -
38h Other -	\$ -	\$ -	\$ -	\$ -
38 Total	\$ -	\$ -	\$ -	\$ -
40 REWARD FUND:				
40a Personal Services	\$ -	\$ -	\$ -	\$ -
40b Part Time Help	\$ -	\$ -	\$ -	\$ -
40c Travel	\$ -	\$ -	\$ -	\$ -
40d Maintenance and Operation	\$ -	\$ -	\$ -	\$ -
40e Capital Outlay	\$ -	\$ -	\$ -	\$ -
40f Intergovernmental	\$ -	\$ -	\$ -	\$ -
40g Other -	\$ -	\$ -	\$ -	\$ -
40 Total	\$ -	\$ -	\$ -	\$ -

GENERAL FUND ACCOUNTS COVERING THE PERIOD JULY 1, 2017, to JUNE 30, 2018
ESTIMATE OF NEEDS FOR 2018-2019

FISCAL YEAR ENDING JUNE 30, 2018						Governmental Budget Accounts	
SUPPLEMENTAL ADJUSTMENTS		NET AMOUNT OF APPROPRIATIONS	WARRANTS ISSUED	RESERVES	LAPSED BALANCE KNOWN TO BE UNENCUMBERED	NEEDS AS ESTIMATED BY GOVERNING BOARD	APPROVED BY COUNTY EXCISE BOARD
ADDED	CANCELLED						
\$ -	\$ -	\$ -	\$ -	\$ -	\$ -	\$ -	\$ -
\$ -	\$ -	\$ -	\$ -	\$ -	\$ -	\$ -	\$ -
\$ -	\$ -	\$ -	\$ -	\$ -	\$ -	\$ -	\$ -
\$ -	\$ -	\$ -	\$ -	\$ -	\$ -	\$ -	\$ -
\$ -	\$ -	\$ -	\$ -	\$ -	\$ -	\$ -	\$ -
\$ -	\$ -	\$ -	\$ -	\$ -	\$ -	\$ -	\$ -
\$ -	\$ -	\$ -	\$ -	\$ -	\$ -	\$ -	\$ -
\$ -	\$ -	\$ -	\$ -	\$ -	\$ -	\$ -	\$ -
\$ -	\$ -	\$ -	\$ -	\$ -	\$ -	\$ -	\$ -
\$ -	\$ -	\$ -	\$ -	\$ -	\$ -	\$ -	\$ -
\$ -	\$ -	\$ -	\$ -	\$ -	\$ -	\$ -	\$ -
\$ -	\$ -	\$ -	\$ -	\$ -	\$ -	\$ -	\$ -
\$ -	\$ -	\$ -	\$ -	\$ -	\$ -	\$ -	\$ -
\$ -	\$ -	\$ -	\$ -	\$ -	\$ -	\$ -	\$ -
\$ -	\$ -	\$ -	\$ -	\$ -	\$ -	\$ -	\$ -
\$ -	\$ -	\$ -	\$ -	\$ -	\$ -	\$ -	\$ -
\$ -	\$ -	\$ -	\$ -	\$ -	\$ -	\$ -	\$ -
\$ -	\$ -	\$ -	\$ -	\$ -	\$ -	\$ -	\$ -
\$ -	\$ -	\$ -	\$ -	\$ -	\$ -	\$ -	\$ -
\$ -	\$ -	\$ -	\$ -	\$ -	\$ -	\$ -	\$ -
\$ -	\$ -	\$ -	\$ -	\$ -	\$ -	\$ -	\$ -
\$ -	\$ -	\$ -	\$ -	\$ -	\$ -	\$ -	\$ -
\$ -	\$ -	\$ -	\$ -	\$ -	\$ -	\$ -	\$ -
\$ -	\$ -	\$ -	\$ -	\$ -	\$ -	\$ -	\$ -
\$ -	\$ -	\$ -	\$ -	\$ -	\$ -	\$ -	\$ -
\$ -	\$ -	\$ -	\$ -	\$ -	\$ -	\$ -	\$ -
\$ -	\$ -	\$ -	\$ -	\$ -	\$ -	\$ -	\$ -
\$ -	\$ -	\$ -	\$ -	\$ -	\$ -	\$ -	\$ -
\$ -	\$ -	\$ -	\$ -	\$ -	\$ -	\$ -	\$ -
\$ -	\$ -	\$ -	\$ -	\$ -	\$ -	\$ -	\$ -
\$ -	\$ -	\$ -	\$ -	\$ -	\$ -	\$ -	\$ -
\$ -	\$ -	\$ -	\$ -	\$ -	\$ -	\$ -	\$ -
\$ -	\$ -	\$ -	\$ -	\$ -	\$ -	\$ -	\$ -
\$ -	\$ -	\$ -	\$ -	\$ -	\$ -	\$ -	\$ -
\$ -	\$ -	\$ -	\$ -	\$ -	\$ -	\$ -	\$ -
\$ -	\$ -	\$ -	\$ -	\$ -	\$ -	\$ -	\$ -
\$ -	\$ -	\$ -	\$ -	\$ -	\$ -	\$ -	\$ -
\$ -	\$ -	\$ -	\$ -	\$ -	\$ -	\$ -	\$ -
\$ -	\$ -	\$ -	\$ -	\$ -	\$ -	\$ -	\$ -
\$ -	\$ -	\$ -	\$ -	\$ -	\$ -	\$ -	\$ -
\$ -	\$ -	\$ -	\$ -	\$ -	\$ -	\$ -	\$ -
\$ -	\$ -	\$ -	\$ -	\$ -	\$ -	\$ -	\$ -
\$ -	\$ -	\$ -	\$ -	\$ -	\$ -	\$ -	\$ -
\$ -	\$ -	\$ -	\$ -	\$ -	\$ -	\$ -	\$ -
\$ -	\$ -	\$ -	\$ -	\$ -	\$ -	\$ -	\$ -
\$ -	\$ -	\$ -	\$ -	\$ -	\$ -	\$ -	\$ -
\$ -	\$ -	\$ -	\$ -	\$ -	\$ -	\$ -	\$ -

GENERAL FUND ACCOUNTS COVERING THE PERIOD JULY 1, 2017, to JUNE 30, 2018
ESTIMATE OF NEEDS FOR 2018-2019

EXHIBIT "A"

4g

Schedule 8(g), Report Of Prior Year's Expenditures				
DEPARTMENTS OF GOVERNMENT APPROPRIATED ACCOUNTS	FISCAL YEAR ENDING JUNE 30, 2017			
	RESERVES	WARRANTS	BALANCE	ORIGINAL
	6-30-2017	SINCE ISSUED	LAPSED APPROPRIATIONS	APPROPRIATIONS
60				
60a Personal Services	\$ -	\$ -	\$ -	\$ -
60b Part Time Help	\$ -	\$ -	\$ -	\$ -
60c Travel	\$ -	\$ -	\$ -	\$ -
60d Maintenance and Operation	\$ -	\$ -	\$ -	\$ -
60e Capital Outlay	\$ -	\$ -	\$ -	\$ -
60f Intergovernmental	\$ -	\$ -	\$ -	\$ -
60g Other -	\$ -	\$ -	\$ -	\$ -
60h Other -	\$ -	\$ -	\$ -	\$ -
60 Total	\$ -	\$ -	\$ -	\$ -
61				
61a Personal Services	\$ -	\$ -	\$ -	\$ -
61b Part Time Help	\$ -	\$ -	\$ -	\$ -
61c Travel	\$ -	\$ -	\$ -	\$ -
61d Maintenance and Operation	\$ -	\$ -	\$ -	\$ -
61e Capital Outlay	\$ -	\$ -	\$ -	\$ -
61f Intergovernmental	\$ -	\$ -	\$ -	\$ -
61g Other -	\$ -	\$ -	\$ -	\$ -
61h Other -	\$ -	\$ -	\$ -	\$ -
61 Total	\$ -	\$ -	\$ -	\$ -
62 FSA				
62a Personal Services	\$ -	\$ -	\$ -	\$ -
62b Part Time Help	\$ -	\$ -	\$ -	\$ -
62c Travel	\$ -	\$ -	\$ -	\$ -
62d Maintenance and Operation	\$ -	\$ -	\$ -	\$ -
62e Capital Outlay	\$ -	\$ -	\$ -	\$ -
62f Intergovernmental	\$ -	\$ -	\$ -	\$ -
62g Other -	\$ -	\$ -	\$ -	\$ -
62h Other -	\$ -	\$ -	\$ -	\$ -
62 Total	\$ -	\$ -	\$ -	\$ -
63				
63a Personal Services	\$ -	\$ -	\$ -	\$ -
63b Part Time Help	\$ -	\$ -	\$ -	\$ -
63c Travel	\$ -	\$ -	\$ -	\$ -
63d Maintenance and Operation	\$ -	\$ -	\$ -	\$ -
63e Capital Outlay	\$ -	\$ -	\$ -	\$ -
63f Intergovernmental	\$ -	\$ -	\$ -	\$ -
63g Other -	\$ -	\$ -	\$ -	\$ -
63 Total	\$ -	\$ -	\$ -	\$ -
64				
64a Personal Services	\$ -	\$ -	\$ -	\$ -
64b Part Time Help	\$ -	\$ -	\$ -	\$ -
64c Travel	\$ -	\$ -	\$ -	\$ -
64d Maintenance and Operation	\$ -	\$ -	\$ -	\$ -
64e Capital Outlay	\$ -	\$ -	\$ -	\$ -
64f Intergovernmental	\$ -	\$ -	\$ -	\$ -
64g Other -	\$ -	\$ -	\$ -	\$ -
64 Total	\$ -	\$ -	\$ -	\$ -

GENERAL FUND ACCOUNTS COVERING THE PERIOD JULY 1, 2017, to JUNE 30, 2018
ESTIMATE OF NEEDS FOR 2018-2019

EXHIBIT "A"

4h

Schedule 8(h), Report Of Prior Year's Expenditures				
DEPARTMENTS OF GOVERNMENT APPROPRIATED ACCOUNTS	FISCAL YEAR ENDING JUNE 30, 2017			ORIGINAL APPROPRIATIONS
	RESERVES	WARRANTS	BALANCE	
	6-30-2017	SINCE ISSUED	LAPSED APPROPRIATIONS	
65				
65a Personal Services	\$ -	\$ -	\$ -	\$ -
65b Part Time Help	\$ -	\$ -	\$ -	\$ -
65c Travel	\$ -	\$ -	\$ -	\$ -
65d Maintenance and Operation	\$ -	\$ -	\$ -	\$ -
65e Capital Outlay	\$ -	\$ -	\$ -	\$ -
65f Intergovernmental	\$ -	\$ -	\$ -	\$ -
65g Other -	\$ -	\$ -	\$ -	\$ -
65h Other -	\$ -	\$ -	\$ -	\$ -
65 Total	\$ -	\$ -	\$ -	\$ -
66				
66a Personal Services	\$ -	\$ -	\$ -	\$ -
66b Part Time Help	\$ -	\$ -	\$ -	\$ -
66c Travel	\$ -	\$ -	\$ -	\$ -
66d Maintenance and Operation	\$ -	\$ -	\$ -	\$ -
66e Capital Outlay	\$ -	\$ -	\$ -	\$ -
66f Intergovernmental	\$ -	\$ -	\$ -	\$ -
66g Other -	\$ -	\$ -	\$ -	\$ -
66h Other -	\$ -	\$ -	\$ -	\$ -
66 Total	\$ -	\$ -	\$ -	\$ -
67				
67a Personal Services	\$ -	\$ -	\$ -	\$ -
67b Part Time Help	\$ -	\$ -	\$ -	\$ -
67c Travel	\$ -	\$ -	\$ -	\$ -
67d Maintenance and Operation	\$ -	\$ -	\$ -	\$ -
67e Capital Outlay	\$ -	\$ -	\$ -	\$ -
67f Intergovernmental	\$ -	\$ -	\$ -	\$ -
67g Other -	\$ -	\$ -	\$ -	\$ -
67h Other -	\$ -	\$ -	\$ -	\$ -
67 Total	\$ -	\$ -	\$ -	\$ -
68				
68a Personal Services	\$ -	\$ -	\$ -	\$ -
68b Part Time Help	\$ -	\$ -	\$ -	\$ -
68c Travel	\$ -	\$ -	\$ -	\$ -
68d Maintenance and Operation	\$ -	\$ -	\$ -	\$ -
68e Capital Outlay	\$ -	\$ -	\$ -	\$ -
68f Intergovernmental	\$ -	\$ -	\$ -	\$ -
68g Other -	\$ -	\$ -	\$ -	\$ -
68 Total	\$ -	\$ -	\$ -	\$ -
69				
69a Personal Services	\$ -	\$ -	\$ -	\$ -
69b Part Time Help	\$ -	\$ -	\$ -	\$ -
69c Travel	\$ -	\$ -	\$ -	\$ -
69d Maintenance and Operation	\$ -	\$ -	\$ -	\$ -
69e Capital Outlay	\$ -	\$ -	\$ -	\$ -
69f Intergovernmental	\$ -	\$ -	\$ -	\$ -
69g Other -	\$ -	\$ -	\$ -	\$ -
69 Total	\$ -	\$ -	\$ -	\$ -

GENERAL FUND ACCOUNTS COVERING THE PERIOD JULY 1, 2017, to JUNE 30, 2018
ESTIMATE OF NEEDS FOR 2018-2019

FISCAL YEAR ENDING JUNE 30, 2018						Governmental Budget Accounts FISCAL YEAR 2018-2019	
SUPPLEMENTAL ADJUSTMENTS		NET AMOUNT OF APPROPRIATIONS	WARRANTS ISSUED	RESERVES	LAPSED BALANCE KNOWN TO BE UNENCUMBERED	NEEDS AS ESTIMATED BY GOVERNING BOARD	APPROVED BY COUNTY EXCISE BOARD
ADDED	CANCELLED						
\$ -	\$ -	\$ -	\$ -	\$ -	\$ -	\$ -	\$ -
\$ -	\$ -	\$ -	\$ -	\$ -	\$ -	\$ -	\$ -
\$ -	\$ -	\$ -	\$ -	\$ -	\$ -	\$ -	\$ -
\$ -	\$ -	\$ -	\$ -	\$ -	\$ -	\$ -	\$ -
\$ -	\$ -	\$ -	\$ -	\$ -	\$ -	\$ -	\$ -
\$ -	\$ -	\$ -	\$ -	\$ -	\$ -	\$ -	\$ -
\$ -	\$ -	\$ -	\$ -	\$ -	\$ -	\$ -	\$ -
\$ -	\$ -	\$ -	\$ -	\$ -	\$ -	\$ -	\$ -
\$ -	\$ -	\$ -	\$ -	\$ -	\$ -	\$ -	\$ -
\$ -	\$ -	\$ -	\$ -	\$ -	\$ -	\$ -	\$ -
\$ -	\$ -	\$ -	\$ -	\$ -	\$ -	\$ -	\$ -
\$ -	\$ -	\$ -	\$ -	\$ -	\$ -	\$ -	\$ -
\$ -	\$ -	\$ -	\$ -	\$ -	\$ -	\$ -	\$ -
\$ -	\$ -	\$ -	\$ -	\$ -	\$ -	\$ -	\$ -
\$ -	\$ -	\$ -	\$ -	\$ -	\$ -	\$ -	\$ -
\$ -	\$ -	\$ -	\$ -	\$ -	\$ -	\$ -	\$ -
\$ -	\$ -	\$ -	\$ -	\$ -	\$ -	\$ -	\$ -
\$ -	\$ -	\$ -	\$ -	\$ -	\$ -	\$ -	\$ -
\$ -	\$ -	\$ -	\$ -	\$ -	\$ -	\$ -	\$ -
\$ -	\$ -	\$ -	\$ -	\$ -	\$ -	\$ -	\$ -
\$ -	\$ -	\$ -	\$ -	\$ -	\$ -	\$ -	\$ -
\$ -	\$ -	\$ -	\$ -	\$ -	\$ -	\$ -	\$ -
\$ -	\$ -	\$ -	\$ -	\$ -	\$ -	\$ -	\$ -
\$ -	\$ -	\$ -	\$ -	\$ -	\$ -	\$ -	\$ -
\$ -	\$ -	\$ -	\$ -	\$ -	\$ -	\$ -	\$ -
\$ -	\$ -	\$ -	\$ -	\$ -	\$ -	\$ -	\$ -
\$ -	\$ -	\$ -	\$ -	\$ -	\$ -	\$ -	\$ -
\$ -	\$ -	\$ -	\$ -	\$ -	\$ -	\$ -	\$ -
\$ -	\$ -	\$ -	\$ -	\$ -	\$ -	\$ -	\$ -
\$ -	\$ -	\$ -	\$ -	\$ -	\$ -	\$ -	\$ -
\$ -	\$ -	\$ -	\$ -	\$ -	\$ -	\$ -	\$ -
\$ -	\$ -	\$ -	\$ -	\$ -	\$ -	\$ -	\$ -
\$ -	\$ -	\$ -	\$ -	\$ -	\$ -	\$ -	\$ -
\$ -	\$ -	\$ -	\$ -	\$ -	\$ -	\$ -	\$ -
\$ -	\$ -	\$ -	\$ -	\$ -	\$ -	\$ -	\$ -
\$ -	\$ -	\$ -	\$ -	\$ -	\$ -	\$ -	\$ -
\$ -	\$ -	\$ -	\$ -	\$ -	\$ -	\$ -	\$ -

GENERAL FUND ACCOUNTS COVERING THE PERIOD JULY 1, 2017, to JUNE 30, 2018
ESTIMATE OF NEEDS FOR 2018-2019

EXHIBIT "A"

4j

Schedule 8(j), Report Of Prior Year's Expenditures				
DEPARTMENTS OF GOVERNMENT APPROPRIATED ACCOUNTS	FISCAL YEAR ENDING JUNE 30, 2017			ORIGINAL
	RESERVES	WARRANTS	BALANCE	
	6-30-2017	SINCE ISSUED	LAPSED APPROPRIATIONS	APPROPRIATIONS
80 HIGHWAY BUDGET ACCOUNT:				
80a Personal Services	\$ -	\$ -	\$ -	\$ -
80b Part Time Help	\$ -	\$ -	\$ -	\$ -
80c Travel	\$ -	\$ -	\$ -	\$ -
80d Maintenance and Operation	\$ -	\$ -	\$ -	\$ -
80e Capital Outlay	\$ -	\$ -	\$ -	\$ -
80f Intergovernmental	\$ -	\$ -	\$ -	\$ -
80g Other -	\$ -	\$ -	\$ -	\$ -
80h Other -	\$ -	\$ -	\$ -	\$ -
80j Other -	\$ -	\$ -	\$ -	\$ -
80 Total	\$ -	\$ -	\$ -	\$ -
82 COUNTY AUDIT BUDGET ACCOUNT:				
82a Salaries and Expense of Audit and Report	\$ -	\$ -	\$ -	\$ 41,943.00
82b Intergovernmental	\$ -	\$ -	\$ -	\$ -
82c Other -	\$ -	\$ -	\$ -	\$ -
82 Total	\$ -	\$ -	\$ -	\$ 41,943.00
83 COUNTY CEMETARY ACCOUNT:				
83a Personal Services	\$ -	\$ -	\$ -	\$ -
83b Part Time Help	\$ -	\$ -	\$ -	\$ -
83c Travel	\$ -	\$ -	\$ -	\$ -
83d Maintenance and Operation	\$ -	\$ -	\$ -	\$ -
83e Capital Outlay	\$ -	\$ -	\$ -	\$ -
83f Intergovernmental	\$ -	\$ -	\$ -	\$ -
83g Other -	\$ -	\$ -	\$ -	\$ -
83h Other -	\$ -	\$ -	\$ -	\$ -
83 Total	\$ -	\$ -	\$ -	\$ -
84 FREE FAIR BUDGET ACCOUNT:				
84a Personal Services	\$ -	\$ -	\$ -	\$ -
84b Part Time Help	\$ -	\$ -	\$ -	\$ -
84c Travel	\$ -	\$ -	\$ -	\$ -
84d Maintenance and Operation	\$ -	\$ -	\$ -	\$ -
84e Capital Outlay	\$ -	\$ -	\$ -	\$ -
84f Intergovernmental	\$ -	\$ -	\$ -	\$ -
84g Premiums and Awards	\$ -	\$ -	\$ -	\$ -
84h Other -	\$ -	\$ -	\$ -	\$ -
84i Other -	\$ -	\$ -	\$ -	\$ -
84 Total	\$ -	\$ -	\$ -	\$ -
86 FREE FAIR IMPROVEMENT ACCOUNT:				
86a Personal Services	\$ -	\$ -	\$ -	\$ -
86b Part Time Help	\$ -	\$ -	\$ -	\$ -
86c Travel	\$ -	\$ -	\$ -	\$ -
86d Maintenance and Operation	\$ -	\$ -	\$ -	\$ -
86e Capital Outlay	\$ -	\$ -	\$ -	\$ -
86f Intergovernmental	\$ -	\$ -	\$ -	\$ -
86g Other -	\$ -	\$ -	\$ -	\$ -
86h Other -	\$ -	\$ -	\$ -	\$ -
86 Total	\$ -	\$ -	\$ -	\$ -

GENERAL FUND ACCOUNTS COVERING THE PERIOD JULY 1, 2017, to JUNE 30, 2018
ESTIMATE OF NEEDS FOR 2018-2019

EXHIBIT "A"

4j

Schedule 8(j), Report Of Prior Year's Expenditures				
DEPARTMENTS OF GOVERNMENT APPROPRIATED ACCOUNTS	FISCAL YEAR ENDING JUNE 30, 2017			
	RESERVES	WARRANTS	BALANCE	ORIGINAL
	6-30-2017	SINCE ISSUED	LAPSED APPROPRIATIONS	APPROPRIATIONS
87 LIBRARY BUDGET ACCOUNT:				
87a Personal Services	\$ -	\$ -	\$ -	\$ -
87b Part Time Help	\$ -	\$ -	\$ -	\$ -
87c Travel	\$ -	\$ -	\$ -	\$ -
87d Maintenance and Operation	\$ -	\$ -	\$ -	\$ -
87e Capital Outlay	\$ -	\$ -	\$ -	\$ -
87f Intergovernmental	\$ -	\$ -	\$ -	\$ -
87g Other -	\$ -	\$ -	\$ -	\$ -
87 Total	\$ -	\$ -	\$ -	\$ -
88 PUBLIC HEALTH BUDGET ACCOUNT:				
88a Personal Services	\$ -	\$ -	\$ -	\$ -
88b Part Time Help	\$ -	\$ -	\$ -	\$ -
88c Travel	\$ -	\$ -	\$ -	\$ -
88d Maintenance and Operation	\$ -	\$ -	\$ -	\$ -
88e Capital Outlay	\$ -	\$ -	\$ -	\$ -
88f Intergovernmental	\$ -	\$ -	\$ -	\$ -
88g Other -	\$ -	\$ -	\$ -	\$ -
88h Other -	\$ -	\$ -	\$ -	\$ -
88 Total	\$ -	\$ -	\$ -	\$ -
89 COUNTY HOSPITAL BUDGET ACCOUNT:				
89a Personal Services	\$ -	\$ -	\$ -	\$ -
89b Part Time Help	\$ -	\$ -	\$ -	\$ -
89c Travel	\$ -	\$ -	\$ -	\$ -
89d Maintenance and Operation	\$ -	\$ -	\$ -	\$ -
89e Capital Outlay	\$ -	\$ -	\$ -	\$ -
89f Intergovernmental	\$ -	\$ -	\$ -	\$ -
89g Other -	\$ -	\$ -	\$ -	\$ -
89h Other -	\$ -	\$ -	\$ -	\$ -
89 Total	\$ -	\$ -	\$ -	\$ -
90 CHILD GUIDANCE CLINIC				
90a Personal Services	\$ -	\$ -	\$ -	\$ -
90b Part Time Help	\$ -	\$ -	\$ -	\$ -
90c Travel	\$ -	\$ -	\$ -	\$ -
90d Maintenance and Operation	\$ -	\$ -	\$ -	\$ -
90e Capital Outlay	\$ -	\$ -	\$ -	\$ -
90f Intergovernmental	\$ -	\$ -	\$ -	\$ -
90g Other -	\$ -	\$ -	\$ -	\$ -
90 Total	\$ -	\$ -	\$ -	\$ -
91 TICK ERADICATION ACCOUNT:				
91a Personal Services	\$ -	\$ -	\$ -	\$ -
91b Part Time Help	\$ -	\$ -	\$ -	\$ -
91c Travel	\$ -	\$ -	\$ -	\$ -
91d Maintenance and Operation	\$ -	\$ -	\$ -	\$ -
91e Capital Outlay	\$ -	\$ -	\$ -	\$ -
91f Intergovernmental	\$ -	\$ -	\$ -	\$ -
91g Other -	\$ -	\$ -	\$ -	\$ -
91h Other -	\$ -	\$ -	\$ -	\$ -
91 Total	\$ -	\$ -	\$ -	\$ -

GENERAL FUND ACCOUNTS COVERING THE PERIOD JULY 1, 2017, to JUNE 30, 2018
ESTIMATE OF NEEDS FOR 2018-2019

FISCAL YEAR ENDING JUNE 30, 2018						Governmental Budget Accounts FISCAL YEAR 2018-2019	
SUPPLEMENTAL ADJUSTMENTS		NET AMOUNT OF APPROPRIATIONS	WARRANTS ISSUED	RESERVES	LAPSED BALANCE KNOWN TO BE UNENCUMBERED	NEEDS AS ESTIMATED BY GOVERNING BOARD	APPROVED BY COUNTY EXCISE BOARD
ADDED	CANCELLED						
\$ -	\$ -	\$ -	\$ -	\$ -	\$ -	\$ -	\$ -
\$ -	\$ -	\$ -	\$ -	\$ -	\$ -	\$ -	\$ -
\$ -	\$ -	\$ -	\$ -	\$ -	\$ -	\$ -	\$ -
\$ -	\$ -	\$ -	\$ -	\$ -	\$ -	\$ -	\$ -
\$ -	\$ -	\$ -	\$ -	\$ -	\$ -	\$ -	\$ -
\$ -	\$ -	\$ -	\$ -	\$ -	\$ -	\$ -	\$ -
\$ -	\$ -	\$ -	\$ -	\$ -	\$ -	\$ -	\$ -
\$ -	\$ -	\$ -	\$ -	\$ -	\$ -	\$ -	\$ -
\$ -	\$ -	\$ -	\$ -	\$ -	\$ -	\$ -	\$ -
\$ -	\$ -	\$ -	\$ -	\$ -	\$ -	\$ -	\$ -
\$ -	\$ -	\$ -	\$ -	\$ -	\$ -	\$ -	\$ -
\$ -	\$ -	\$ -	\$ -	\$ -	\$ -	\$ -	\$ -
\$ -	\$ -	\$ -	\$ -	\$ -	\$ -	\$ -	\$ -
\$ -	\$ -	\$ -	\$ -	\$ -	\$ -	\$ -	\$ -
\$ -	\$ -	\$ -	\$ -	\$ -	\$ -	\$ -	\$ -
\$ -	\$ -	\$ -	\$ -	\$ -	\$ -	\$ -	\$ -
\$ -	\$ -	\$ -	\$ -	\$ -	\$ -	\$ -	\$ -
\$ -	\$ -	\$ -	\$ -	\$ -	\$ -	\$ -	\$ -
\$ -	\$ -	\$ -	\$ -	\$ -	\$ -	\$ -	\$ -
\$ -	\$ -	\$ -	\$ -	\$ -	\$ -	\$ -	\$ -
\$ -	\$ -	\$ -	\$ -	\$ -	\$ -	\$ -	\$ -
\$ -	\$ -	\$ -	\$ -	\$ -	\$ -	\$ -	\$ -
\$ -	\$ -	\$ -	\$ -	\$ -	\$ -	\$ -	\$ -
\$ -	\$ -	\$ -	\$ -	\$ -	\$ -	\$ -	\$ -
\$ -	\$ -	\$ -	\$ -	\$ -	\$ -	\$ -	\$ -
\$ -	\$ -	\$ -	\$ -	\$ -	\$ -	\$ -	\$ -
\$ -	\$ -	\$ -	\$ -	\$ -	\$ -	\$ -	\$ -
\$ -	\$ -	\$ -	\$ -	\$ -	\$ -	\$ -	\$ -
\$ -	\$ -	\$ -	\$ -	\$ -	\$ -	\$ -	\$ -
\$ -	\$ -	\$ -	\$ -	\$ -	\$ -	\$ -	\$ -
\$ -	\$ -	\$ -	\$ -	\$ -	\$ -	\$ -	\$ -
\$ -	\$ -	\$ -	\$ -	\$ -	\$ -	\$ -	\$ -
\$ -	\$ -	\$ -	\$ -	\$ -	\$ -	\$ -	\$ -
\$ -	\$ -	\$ -	\$ -	\$ -	\$ -	\$ -	\$ -
\$ -	\$ -	\$ -	\$ -	\$ -	\$ -	\$ -	\$ -
\$ -	\$ -	\$ -	\$ -	\$ -	\$ -	\$ -	\$ -
\$ -	\$ -	\$ -	\$ -	\$ -	\$ -	\$ -	\$ -
\$ -	\$ -	\$ -	\$ -	\$ -	\$ -	\$ -	\$ -
\$ -	\$ -	\$ -	\$ -	\$ -	\$ -	\$ -	\$ -
\$ -	\$ -	\$ -	\$ -	\$ -	\$ -	\$ -	\$ -
\$ -	\$ -	\$ -	\$ -	\$ -	\$ -	\$ -	\$ -
\$ -	\$ -	\$ -	\$ -	\$ -	\$ -	\$ -	\$ -
\$ -	\$ -	\$ -	\$ -	\$ -	\$ -	\$ -	\$ -
\$ -	\$ -	\$ -	\$ -	\$ -	\$ -	\$ -	\$ -
\$ -	\$ -	\$ -	\$ -	\$ -	\$ -	\$ -	\$ -
\$ -	\$ -	\$ -	\$ -	\$ -	\$ -	\$ -	\$ -
\$ -	\$ -	\$ -	\$ -	\$ -	\$ -	\$ -	\$ -
\$ -	\$ -	\$ -	\$ -	\$ -	\$ -	\$ -	\$ -

GENERAL FUND ACCOUNTS COVERING THE PERIOD JULY 1, 2017, to JUNE 30, 2018
ESTIMATE OF NEEDS FOR 2018-2019

EXHIBIT "A"

4k

Schedule 8(k), Report Of Prior Year's Expenditures				
DEPARTMENTS OF GOVERNMENT APPROPRIATED ACCOUNTS	FISCAL YEAR ENDING JUNE 30, 2017			ORIGINAL
	RESERVES	WARRANTS	BALANCE	APPROPRIATIONS
	6-30-2017	SINCE ISSUED	LAPSED APPROPRIATIONS	
92 BUILDING MAINTENANCE ACCOUNT:				
92a Personal Services	\$ -	\$ -	\$ -	\$ -
92b Part Time Help	\$ -	\$ -	\$ -	\$ -
92c Travel	\$ -	\$ -	\$ -	\$ -
92d Maintenance and Operation	\$ -	\$ -	\$ -	\$ -
92e Capital Outlay	\$ -	\$ -	\$ -	\$ -
92f Intergovernmental	\$ -	\$ -	\$ -	\$ -
92g Other -	\$ -	\$ -	\$ -	\$ -
92h Other -	\$ -	\$ -	\$ -	\$ -
92j Other -	\$ -	\$ -	\$ -	\$ -
92 Total	\$ -	\$ -	\$ -	\$ -
93				
93a Personal Services	\$ -	\$ -	\$ -	\$ -
93b Part Time Help	\$ -	\$ -	\$ -	\$ -
93c Travel	\$ -	\$ -	\$ -	\$ -
93d Maintenance and Operation	\$ -	\$ -	\$ -	\$ -
93e Capital Outlay	\$ -	\$ -	\$ -	\$ -
93f Intergovernmental	\$ -	\$ -	\$ -	\$ -
93g Other -	\$ -	\$ -	\$ -	\$ -
93h Other -	\$ -	\$ -	\$ -	\$ -
93 Total	\$ -	\$ -	\$ -	\$ -
94				
94a Personal Services	\$ -	\$ -	\$ -	\$ -
94b Part Time Help	\$ -	\$ -	\$ -	\$ -
94c Travel	\$ -	\$ -	\$ -	\$ -
94d Maintenance and Operation	\$ -	\$ -	\$ -	\$ -
94e Capital Outlay	\$ -	\$ -	\$ -	\$ -
94f Intergovernmental	\$ -	\$ -	\$ -	\$ -
94g Other -	\$ -	\$ -	\$ -	\$ -
94h Other -	\$ -	\$ -	\$ -	\$ -
94 Total	\$ -	\$ -	\$ -	\$ -
98 OTHER USE:				
98a Other Deductions	\$ -	\$ -	\$ -	\$ -
98 Total	\$ -	\$ -	\$ -	\$ -
TOTAL GENERAL FUND ACCOUNT	\$ 18,445.80	\$ 10,187.77	\$ 8,258.03	\$ 2,122,997.58
SUBJECT TO WARRANT ISSUE:				
99 Provision for Interest on Warrants	\$ -	\$ -	\$ -	\$ -
GRAND TOTAL GENERAL FUND	\$ 18,445.80	\$ 10,187.77	\$ 8,258.03	\$ 2,122,997.58

ESTIMATE OF NEEDS FOR THE FISCAL YEAR
PURPOSE:
Current Expense
Pro rata share of County Assessor's Budget as determined by County Excise Board (This amount is included in the appropriated account "17 Revaluation of Real Property".)
GRAND TOTAL - General Fund

HIGHWAY FUND ACCOUNTS COVERING THE PERIOD JULY 1, 2017, to JUNE 30, 2018
ESTIMATE OF NEEDS FOR 2018-2019

EXHIBIT "D"

1

Schedule 1, Current Balance Sheet - June 30, 2018	
	Amount
ASSETS:	
Cash Balance June 30, 2018	\$ 5,625,664.70
Investments	\$ -
TOTAL ASSETS	\$ 5,625,664.70
LIABILITIES AND RESERVES:	
Warrants Outstanding	\$ 216,995.19
Reserve for Interest on Warrants	\$ -
Reserves From Schedule 8	\$ 654,232.98
TOTAL LIABILITIES AND RESERVES	\$ 871,228.17
CASH FUND BALANCE JUNE 30, 2018	\$ 4,754,436.53
TOTAL LIABILITIES, RESERVES AND CASH FUND BALANCE	\$ 5,625,664.70

Schedule 5, Expenditures Highway Fund Cash Accounts of Current and All Prior Years	
CURRENT AND ALL PRIOR YEARS	2017-2018
Cash Balance Reported to Excise Board 6-30-2017	\$ -
Cash Fund Balance Transferred Out	\$ -
Cash Fund Balance Transferred In	\$ -
Adjusted Cash Balance	\$ -
Miscellaneous Revenue (Schedule 4)	\$ 5,435,225.33
Cash Fund Balance Forward From Preceding Year	\$ 5,430,342.75
Prior Expenditures Recovered	\$ -
TOTAL RECEIPTS	\$ 10,865,568.08
TOTAL RECEIPTS AND BALANCE	\$ 10,865,568.08
Warrants of Year in Caption	\$ 5,239,903.38
Interest Paid Thereon	\$ -
TOTAL DISBURSEMENTS	\$ 5,239,903.38
CASH BALANCE JUNE 30, 2018	\$ 5,625,664.70
Reserve for Warrants Outstanding	\$ 216,995.19
Reserve for Interest on Warrants	\$ -
Reserves From Schedule 8	\$ 654,232.98
TOTAL LIABILITIES AND RESERVE	\$ 871,228.17
DEFICIT: (Red Figure)	\$ -
CASH BALANCE FORWARD TO SUCCEEDING YEAR	\$ 4,754,436.53

Schedule 6, General Fund Warrant Account of Current and All Prior Years	
CURRENT AND ALL PRIOR YEARS	TOTAL
Warrants Outstanding 6-30-2017 of Year in Caption	\$ 218,885.28
Warrants Registered During Year	\$ 5,862,003.91
TOTAL	\$ 6,080,889.19
Warrants Paid During Year	\$ 5,863,894.00
Warrants Converted to Bonds or Judgements	\$ -
Warrants Cancelled	\$ -
Warrants Estopped by Statute	\$ -
TOTAL WARRANTS RETIRED	\$ 5,863,894.00
BALANCE WARRANTS OUTSTANDING JUNE 30, 2018	\$ 216,995.19

S.A.&I. Form 2631R97 Entity: Washita County, 75

09/13/2018

HIGHWAY FUND ACCOUNTS COVERING THE PERIOD JULY 1, 2017, to JUNE 30, 2018
ESTIMATE OF NEEDS FOR 2018-2019

Schedule 2, Revenue and Requirements - 2018-2019		
	Detail	Total
REVENUE:		
Cash Balance June 30, 2017	\$ -	
Cash Fund Balance Transferred From Prior Years	\$ 5,430,342.75	
Miscellaneous Revenue Apportioned	\$ 5,435,225.33	
TOTAL REVENUE		\$ 10,865,568.08
REQUIREMENTS:		
Claims Paid by Warrants Issued & Transfer Fees Apportioned	\$ 5,456,898.57	
Reserves From Schedule 8	\$ 654,232.98	
Interest Paid on Warrants	\$ -	
Reserve for Interest on Warrants	\$ -	
TOTAL REQUIREMENTS		\$ 6,111,131.55
ADD: CASH FUND BALANCE AS PER BALANCE SHEET 6-30-2018		\$ 4,754,436.53
TOTAL REQUIREMENTS AND CASH FUND BALANCE		\$ 10,865,568.08

Schedule 5, (Continued)							
	2016-2017	2015-2016	2014-2015	2013-2014	2012-2013	2011-2012	TOTAL
\$ 6,054,333.37	\$ -	\$ -	\$ -	\$ -	\$ -	\$ -	\$ 6,054,333.37
\$ -	\$ -	\$ -	\$ -	\$ -	\$ -	\$ -	\$ -
\$ -	\$ -	\$ -	\$ -	\$ -	\$ -	\$ -	\$ -
\$ 6,054,333.37	\$ -	\$ -	\$ -	\$ -	\$ -	\$ -	\$ 6,054,333.37
\$ -	\$ -	\$ -	\$ -	\$ -	\$ -	\$ -	\$ 5,435,225.33
\$ -	\$ -	\$ -	\$ -	\$ -	\$ -	\$ -	\$ 5,430,342.75
\$ -	\$ -	\$ -	\$ -	\$ -	\$ -	\$ -	\$ -
\$ -	\$ -	\$ -	\$ -	\$ -	\$ -	\$ -	\$ 10,865,568.08
\$ 6,054,333.37	\$ -	\$ -	\$ -	\$ -	\$ -	\$ -	\$ 16,919,901.45
\$ 623,990.62	\$ -	\$ -	\$ -	\$ -	\$ -	\$ -	\$ 5,863,894.00
\$ -	\$ -	\$ -	\$ -	\$ -	\$ -	\$ -	\$ -
\$ 623,990.62	\$ -	\$ -	\$ -	\$ -	\$ -	\$ -	\$ 5,863,894.00
\$ 5,430,342.75	\$ -	\$ -	\$ -	\$ -	\$ -	\$ -	\$ 11,056,007.45
\$ -	\$ -	\$ -	\$ -	\$ -	\$ -	\$ -	\$ 216,995.19
\$ -	\$ -	\$ -	\$ -	\$ -	\$ -	\$ -	\$ -
\$ -	\$ -	\$ -	\$ -	\$ -	\$ -	\$ -	\$ 654,232.98
\$ -	\$ -	\$ -	\$ -	\$ -	\$ -	\$ -	\$ 871,228.17
\$ -	\$ -	\$ -	\$ -	\$ -	\$ -	\$ -	\$ -
\$ 5,430,342.75	\$ -	\$ -	\$ -	\$ -	\$ -	\$ -	\$ 10,184,779.28

Schedule 6, (Continued)							
	2017-2018	2016-2017	2015-2016	2014-2015	2013-2014	2012-2013	2011-2012
\$ -	\$ 218,885.28	\$ -	\$ -	\$ -	\$ -	\$ -	\$ -
\$ 5,456,898.57	\$ 405,105.34	\$ -	\$ -	\$ -	\$ -	\$ -	\$ -
\$ 5,456,898.57	\$ 623,990.62	\$ -	\$ -	\$ -	\$ -	\$ -	\$ -
\$ 5,239,903.38	\$ 623,990.62	\$ -	\$ -	\$ -	\$ -	\$ -	\$ -
\$ -	\$ -	\$ -	\$ -	\$ -	\$ -	\$ -	\$ -
\$ -	\$ -	\$ -	\$ -	\$ -	\$ -	\$ -	\$ -
\$ -	\$ -	\$ -	\$ -	\$ -	\$ -	\$ -	\$ -
\$ 5,239,903.38	\$ 623,990.62	\$ -	\$ -	\$ -	\$ -	\$ -	\$ -
\$ 216,995.19	\$ -	\$ -	\$ -	\$ -	\$ -	\$ -	\$ -

HIGHWAY FUND ACCOUNTS COVERING THE PERIOD JULY 1, 2017, to JUNE 30, 2018
ESTIMATE OF NEEDS FOR 2018-2019

EXHIBIT "D"

2a

Schedule 4, Miscellaneous Revenue		
SOURCE	2017-2018 ACCOUNT	
	AMOUNT ESTIMATED	ACTUALLY COLLECTED
1000 CHARGES FOR SERVICES		
1116 County Engineer Fees	\$ -	\$ -
1118 Other -	\$ -	\$ -
1119 Other -	\$ -	\$ -
1120 Other -	\$ -	\$ -
Total Charges For Services	\$ -	\$ -
INTERGOVERNMENTAL REVENUES:		
2000 INTERGOVERNMENTAL REVENUES - LOCAL SOURCES:		
2118 O.S.U. Extension Reimbursement	\$ -	\$ -
2121 Highway Budget Account Miscellaneous	\$ -	\$ -
2122 Local Participation (Project)	\$ -	\$ -
2123 Other -	\$ -	\$ -
2124 Other -	\$ -	\$ -
Total - Local Sources	\$ -	\$ -
3000 INTERGOVERNMENTAL REVENUES - STATE SOURCES:		
3120 County Sales Tax - OTC	\$ -	\$ -
3121 OTC- (0912) Gross Production Tax For Roads - Unrestricted	\$ -	\$ 1,063,382.13
3122 OTC- (1212) Diesel Fuel T68 Sec 500.7 4B For Roads - Unrestricted	\$ -	\$ -
3123 OTC- (2012) Diesel Fuel T68 Sec 500.7 4D For Roads - Unrestricted	\$ -	\$ -
3124 OTC- (1612) Diesel Fuel - Restricted Road Maintenance - Primary	\$ -	\$ -
3125 OTC- (1112) Diesel Fuel T68 Sec 500.7 4C For Roads - Restricted	\$ -	\$ -
3126 OTC- (1012) Diesel Fuel T68 Sec 500.7 4A For Roads - Unrestricted	\$ -	\$ 433,997.96
3127 OTC- (0312) Gas Excise T68 Sec 500.6 4D For Roads - Unrestricted	\$ -	\$ -
3128 OTC- (1412) Gas Excise T68 Sec 500.6 4B For Roads - Unrestricted	\$ -	\$ -
3129 OTC- (2112) Gas Excise T68 Sec 500.6 4E For Roads - Unrestricted	\$ -	\$ -
3130 OTC- (1712) Gas Excise - Restricted Road Maintenance - Primary	\$ -	\$ -
3131 OTC- (0212) Gas Excise T68 Sec 500.6 4C For Roads - Restricted	\$ -	\$ -
3132 OTC- (0112) Gas Excise T68 Sec 500.6 4A For Roads - Unrestricted	\$ -	\$ 1,236,883.38
3133 OTC- (0612) Special Fuel Use Tax 1/2¢ For Roads - Unrestricted	\$ -	\$ -
3134 OTC- (0712) Special Fuel .06¢ HB1061 For Roads - Unrestricted	\$ -	\$ -
3135 OTC- (0512) Special Fuel Tax 1¢ HB549 For Roads - Unrestricted	\$ -	\$ -
3136 OTC- (COR) Special Fuel 1/2¢ HB1450 For Roads - Unrestricted	\$ -	\$ -
3137 OTC- (1912) Special Fuel-Restricted Road Maintenance - Primary	\$ -	\$ 16.30
3138 OTC- (0412) Special Fuel Use Tax .065¢ For Roads - Unrestricted	\$ -	\$ -
3139 OTC- (0812) Motor Vehicle Collections For Roads - Unrestricted	\$ -	\$ 1,219,059.36
3140 OTC- (1812) Motor Vehicle Collections / County Roads - Restricted	\$ -	\$ -
3141 OTC- (1312) Motor Vehicle Collections / Roads CRIF - Unrestricted	\$ -	\$ -
3142 OTC- () Other -	\$ -	\$ -
3143 OTC- () Other -	\$ -	\$ -
3143 OTC- () Other -	\$ -	\$ -
Sub-Total - OTC	\$ -	\$ 3,953,339.13
3219 State Grants	\$ -	\$ -
3221 Civil Defense Reimbursement	\$ -	\$ -
3222 Emergency Management Reimbursement	\$ -	\$ -
3224 Tick Et Total Miscellaneous Revenue	\$ -	\$ -
3226 State Participation (Project)	\$ -	\$ -
3227 Other -	\$ -	\$ -
3228 Other -	\$ -	\$ -
Total State Sources	\$ -	\$ 3,953,339.13

Continued on page 2b

09/13/2018

S.A.&I. Form 2631R97 Entity: Washita County, 75

HIGHWAY FUND ACCOUNTS COVERING THE PERIOD JULY 1, 2017, to JUNE 30, 2018
ESTIMATE OF NEEDS FOR 2018-2019

EXHIBIT "D"

2b

Schedule 4, Miscellaneous Revenue		2017-2018 ACCOUNT	
SOURCE		AMOUNT	ACTUALLY
		ESTIMATED	COLLECTED
Continued from page 2a			
4000 INTERGOVERNMENTAL REVENUES - FEDERAL SOURCES:			
4112 Federal Grants	\$	-	\$ -
4113 J.T.P.A. Salary Reimbursement	\$	-	\$ -
4114 Federal Emergency Management Agency (FEMA)	\$	-	\$ 1,240,803.16
4115 Federal Participation (Project)	\$	-	\$ -
4116 Other -	\$	-	\$ -
4117 Other -	\$	-	\$ -
Total Federal Sources	\$	-	\$ 1,240,803.16
Grand Total Intergovernmental Revenues	\$	-	\$ 5,194,142.29
5000 MISCELLANEOUS REVENUE:			
5111 Interest on Investments	\$	-	\$ 49,845.59
5112 Rental or Lease of County Property	\$	-	\$ -
5113 Sale of County Property	\$	-	\$ 119,893.95
5114 Royalty	\$	-	\$ -
5116 Insurance Recoveries	\$	-	\$ -
5117 Insurance Reimbursement	\$	-	\$ -
5126 Vending Machine Commissions	\$	-	\$ -
5127 Other Concessions	\$	-	\$ -
5129 Refunds and Reimbursements	\$	-	\$ 70,333.50
5130 Other - Pipeline Crossings	\$	-	\$ 1,000.00
5131 Other -	\$	-	\$ 10.00
Total Miscellaneous Revenue	\$	-	\$ 241,083.04
6000 NON-REVENUE RECEIPTS:			
6111 Contributions from Other Funds	\$	-	\$ -
Grand Total Highway Fund	\$	-	\$ 5,435,225.33

Schedule 9, Highway Fund Investments						
INVESTED IN	Investments on Hand June 30, 2017	Since Purchased	LIQUIDATIONS		Barred by Court Order	Investments on Hand June 30, 2018.
			By Collections of Cost	Amortized Premium		
	\$ -	\$ -	\$ -	\$ -	\$ -	\$ -
	\$ -	\$ -	\$ -	\$ -	\$ -	\$ -
	\$ -	\$ -	\$ -	\$ -	\$ -	\$ -
	\$ -	\$ -	\$ -	\$ -	\$ -	\$ -
	\$ -	\$ -	\$ -	\$ -	\$ -	\$ -
	\$ -	\$ -	\$ -	\$ -	\$ -	\$ -
	\$ -	\$ -	\$ -	\$ -	\$ -	\$ -
	\$ -	\$ -	\$ -	\$ -	\$ -	\$ -
	\$ -	\$ -	\$ -	\$ -	\$ -	\$ -
TOTAL INVESTMENTS	\$ -	\$ -	\$ -	\$ -	\$ -	\$ -

S.A.&I Form 2631R97 Entity: Washita County, 75

09/13/2018

HIGHWAY FUND ACCOUNTS COVERING THE PERIOD JULY 1, 2017, to JUNE 30, 2018
ESTIMATE OF NEEDS FOR 2018-2019

2017-2018 ACCOUNT	BASIS AND LIMIT OF ENSUING ESTIMATE	2018-2019 ACCOUNT		
OVER (UNDER)		CHARGEABLE INCOME	ESTIMATED BY GOVERNING BOARD	APPROVED BY EXCISE BOARD
\$ -	90.00%	\$ -	\$ -	\$ -
\$ -	90.00%	\$ -	\$ -	\$ -
\$ 1,240,803.16	0.00%	\$ -	\$ -	\$ -
\$ -	90.00%	\$ -	\$ -	\$ -
\$ -	90.00%	\$ -	\$ -	\$ -
\$ -	90.00%	\$ -	\$ -	\$ -
\$ 1,240,803.16		\$ -	\$ -	\$ -
\$ 5,194,142.29		\$ -	\$ -	\$ -
\$ 49,845.59	0.00%	\$ -	\$ -	\$ -
\$ -	90.00%	\$ -	\$ -	\$ -
\$ 119,893.95	0.00%	\$ -	\$ -	\$ -
\$ -	90.00%	\$ -	\$ -	\$ -
\$ -	90.00%	\$ -	\$ -	\$ -
\$ -	90.00%	\$ -	\$ -	\$ -
\$ -	90.00%	\$ -	\$ -	\$ -
\$ -	90.00%	\$ -	\$ -	\$ -
\$ 70,333.50	0.00%	\$ -	\$ -	\$ -
\$ 1,000.00	0.00%	\$ -	\$ -	\$ -
\$ 10.00	0.00%	\$ -	\$ -	\$ -
\$ 241,083.04		\$ -	\$ -	\$ -
\$ -	90.00%	\$ -	\$ -	\$ -
\$ 5,435,225.33		\$ -	\$ -	\$ -

HIGHWAY FUND ACCOUNTS COVERING THE PERIOD JULY 1, 2017, to JUNE 30, 2018
ESTIMATE OF NEEDS FOR 2018-2019

EXHIBIT "D"

3a

Schedule 8(a), Report Of Prior Year's Expenditures				
DEPARTMENTS OF GOVERNMENT APPROPRIATED ACCOUNTS	FISCAL YEAR ENDING JUNE 30, 2017			ORIGINAL APPROPRIATIONS
	RESERVES	WARRANTS	BALANCE	
	6-30-2017	SINCE ISSUED	LAPSED APPROPRIATIONS	
87 GENERAL GOVERNMENT ACCOUNT:				
87a Personal Services	\$ -	\$ -	\$ -	\$ -
87b Part Time Help	\$ -	\$ -	\$ -	\$ -
87c Travel	\$ -	\$ -	\$ -	\$ -
87d Maintenance and Operation	\$ -	\$ -	\$ -	\$ -
87e Capital Outlay	\$ -	\$ -	\$ -	\$ -
87f Intergovernmental	\$ -	\$ -	\$ -	\$ -
87g Other -	\$ -	\$ -	\$ -	\$ -
87 Total	\$ -	\$ -	\$ -	\$ -
88 PURCHASING ACCOUNT:				
88a Personal Services	\$ -	\$ -	\$ -	\$ -
88b Part Time Help	\$ -	\$ -	\$ -	\$ -
88c Travel	\$ -	\$ -	\$ -	\$ -
88d Maintenance and Operation	\$ -	\$ -	\$ -	\$ -
88e Capital Outlay	\$ -	\$ -	\$ -	\$ -
88f Intergovernmental	\$ -	\$ -	\$ -	\$ -
88g Other -	\$ -	\$ -	\$ -	\$ -
88h Other -	\$ -	\$ -	\$ -	\$ -
88 Total	\$ -	\$ -	\$ -	\$ -
89 LOCAL PROJECTS HIGHWAY BUDGET ACCOUNT:				
89a Personal Services	\$ -	\$ -	\$ -	\$ -
89b Part Time Help	\$ -	\$ -	\$ -	\$ -
89c Travel	\$ -	\$ -	\$ -	\$ -
89d Maintenance and Operation	\$ -	\$ -	\$ -	\$ -
89e Capital Outlay	\$ -	\$ -	\$ -	\$ -
89f Intergovernmental	\$ -	\$ -	\$ -	\$ -
89g Other -	\$ -	\$ -	\$ -	\$ -
89h Other -	\$ -	\$ -	\$ -	\$ -
89 Total	\$ -	\$ -	\$ -	\$ -
90 FEMA HIGHWAY BUDGET ACCOUNT:				
90a Personal Services	\$ -	\$ -	\$ -	\$ -
90b Part Time Help	\$ -	\$ -	\$ -	\$ -
90c Travel	\$ -	\$ -	\$ -	\$ -
90d Maintenance and Operation	\$ -	\$ -	\$ -	\$ -
90e Capital Outlay	\$ -	\$ -	\$ -	\$ -
90f Intergovernmental	\$ -	\$ -	\$ -	\$ -
90g Other -	\$ -	\$ -	\$ -	\$ -
90 Total	\$ -	\$ -	\$ -	\$ -
91 OTHER HIGHWAY BUDGET ACCOUNT:				
91a Personal Services	\$ -	\$ -	\$ -	\$ -
91b Part Time Help	\$ -	\$ -	\$ -	\$ -
91c Travel	\$ -	\$ -	\$ -	\$ -
91d Maintenance and Operation	\$ -	\$ -	\$ -	\$ -
91e Capital Outlay	\$ -	\$ -	\$ -	\$ -
91f Intergovernmental	\$ -	\$ -	\$ -	\$ -
91g Other -	\$ -	\$ -	\$ -	\$ -
91h Other -	\$ -	\$ -	\$ -	\$ -
91 Total	\$ -	\$ -	\$ -	\$ -

S.A.&L Form 2631R97 Entity: Washita County, 75

09/13/2018

HIGHWAY FUND ACCOUNTS COVERING THE PERIOD JULY 1, 2017, to JUNE 30, 2018
ESTIMATE OF NEEDS FOR 2018-2019

EXHIBIT "D"

3b

Schedule 8(b), Report Of Prior Year's Expenditures				
DEPARTMENTS OF GOVERNMENT APPROPRIATED ACCOUNTS	FISCAL YEAR ENDING JUNE 30, 2017			
	RESERVES	WARRANTS	BALANCE	ORIGINAL
	6-30-2017	SINCE ISSUED	LAPSED APPROPRIATIONS	APPROPRIATIONS
92 UNRESTRICTED HIGHWAY BUDGET ACCOUNT:				
92a Personal Services	\$ -	\$ -	\$ -	\$ 471,394.37
92b Part Time Help	\$ -	\$ -	\$ -	\$ 87,100.03
92c Travel	\$ 4,873.44	\$ 2,659.45	\$ 2,213.99	\$ 39,216.21
92d Maintenance and Operation	\$ 601,564.22	\$ 325,576.13	\$ 275,988.09	\$ 3,189,054.22
92e Capital Outlay	\$ 61,481.00	\$ 61,481.00	\$ -	\$ 754,759.50
92f Intergovernmental	\$ -	\$ -	\$ -	\$ -
92g Machinery and Equipment Lease Rental	\$ 15,388.76	\$ 15,388.76	\$ -	\$ 383,841.51
92h Other - Payroll Taxes & Fringe Benefits	\$ -	\$ -	\$ -	\$ 226,774.83
92j Other -	\$ -	\$ -	\$ -	\$ -
92 Total	\$ 683,307.42	\$ 405,105.34	\$ 278,202.08	\$ 5,152,140.67
93 RESTRICTED HIGHWAY BUDGET ACCOUNT:				
93a Personal Services	\$ -	\$ -	\$ -	\$ -
93b Part Time Help	\$ -	\$ -	\$ -	\$ -
93c Travel	\$ -	\$ -	\$ -	\$ -
93d Maintenance and Operation	\$ -	\$ -	\$ -	\$ -
93e Capital Outlay	\$ -	\$ -	\$ -	\$ -
93f Intergovernmental	\$ -	\$ -	\$ -	\$ -
93g Other -	\$ -	\$ -	\$ -	\$ -
93h Other -	\$ -	\$ -	\$ -	\$ -
93 Total	\$ -	\$ -	\$ -	\$ -
94 PRIMARY ROADS HIGHWAY BUDGET ACCOUNT:				
94a Personal Services	\$ -	\$ -	\$ -	\$ -
94b Part Time Help	\$ -	\$ -	\$ -	\$ -
94c Travel	\$ -	\$ -	\$ -	\$ -
94d Maintenance and Operation	\$ -	\$ -	\$ -	\$ -
94e Capital Outlay	\$ -	\$ -	\$ -	\$ -
94f Intergovernmental	\$ -	\$ -	\$ -	\$ -
94g Other -	\$ -	\$ -	\$ -	\$ -
94h Other -	\$ -	\$ -	\$ -	\$ -
94 Total	\$ -	\$ -	\$ -	\$ -
98 OTHER USE:				
98a Other Deductions	\$ -	\$ -	\$ -	\$ -
98 Total	\$ -	\$ -	\$ -	\$ -
TOTAL HIGHWAY FUND ACCOUNT	\$ 683,307.42	\$ 405,105.34	\$ 278,202.08	\$ 5,152,140.67
SUBJECT TO WARRANT ISSUE:				
99 Provision for Interest on Warrants	\$ -	\$ -	\$ -	\$ -
GRAND TOTAL HIGHWAY FUND	\$ 683,307.42	\$ 405,105.34	\$ 278,202.08	\$ 5,152,140.67

ESTIMATE OF NEEDS FOR THE FISCAL YEAR
PURPOSE:
Current Expense
Highway Funds are appropriated monthly. Funds cannot be encumbered until appropriations are made.
The "Governmental Budget Accounts" for Fiscal Year 2018-2019, are presented for financial forecasting purposes only!
GRAND TOTAL - CO-OP FUND

HEALTH FUND ACCOUNTS COVERING THE PERIOD JULY 1, 2017, to JUNE 30, 2018
ESTIMATE OF NEEDS FOR 2018-2019

EXHIBIT "E"

PAGE 1

Schedule 1, Current Balance Sheet - June 30, 2018		Amount
ASSETS:		
Cash Balance June 30, 2017		\$ -
Investments		\$ -
TOTAL ASSETS		\$ -
LIABILITIES AND RESERVES:		
Warrants Outstanding		\$ -
Reserve for Interest on Warrants		\$ -
Reserves From Schedule 8		\$ -
TOTAL LIABILITIES AND RESERVES		\$ -
CASH FUND BALANCE JUNE 30, 2018		\$ -
TOTAL LIABILITIES, RESERVES AND CASH FUND BALANCE		\$ -

Schedule 2, Revenue and Requirements - 2018-2019		
	Detail	Total
REVENUE:		
Cash Balance June 30, 2017	\$ 11,239.43	
Cash Fund Balance Transferred From Prior Years	\$ -	
Current Ad Valorem Tax Apportioned	\$ -	
Miscellaneous Revenue Apportioned	\$ (11,239.43)	
TOTAL REVENUE		\$ -
REQUIREMENTS:		
Claims Paid by Warrants Issued	\$ -	
Reserves From Schedule 8	\$ -	
Interest Paid on Warrants	\$ -	
Reserve for Interest on Warrants	\$ -	
TOTAL REQUIREMENTS		\$ -
ADD: CASH FUND BALANCE AS PER BALANCE SHEET 6-30-2018		\$ -
TOTAL REQUIREMENTS AND CASH FUND BALANCE		\$ -

Schedule 3, Cash Fund Balance Analysis - June 30, 2018		Amount
ADDITIONS:		
Miscellaneous Revenue Collected in Excess of Estimates-Net		\$ (11,239.43)
Warrants Stopped, Cancelled or Converted		\$ -
Fiscal Year 2017-2018 Lapsed Appropriations		\$ 11,239.43
Fiscal Year 2016-2017 Lapsed Appropriations		\$ -
Ad Valorem Tax Collections in Excess of Estimate		\$ -
Prior Years Ad Valorem Tax		\$ -
TOTAL ADDITIONS		\$ -
DEDUCTIONS:		
Supplemental Appropriations		\$ -
Current Tax in Process of Collection		\$ -
TOTAL DEDUCTIONS		\$ -
Cash Fund Balance as per Balance Sheet 6-30-2018		\$ -
Composition of Cash Fund Balance:		
Cash		\$ -
Cash Fund Balance as per Balance Sheet 6-30-2018		\$ -

HEALTH FUND ACCOUNTS COVERING THE PERIOD JULY 1, 2017, to JUNE 30, 2018
ESTIMATE OF NEEDS FOR 2018-2019

EXHIBIT "E"

2a

Schedule 4, Miscellaneous Revenue		
SOURCE	2017-2018 ACCOUNT	
	AMOUNT	ACTUALLY
	ESTIMATED	COLLECTED
1000 CHARGES FOR SERVICES		
1111 Clinical Services	\$ -	\$ -
1112 Laboratory Services	\$ -	\$ -
1113 Immunizations	\$ -	\$ -
1114 Dental Service Fees	\$ -	\$ -
1115 Child Guidance Services	\$ -	\$ -
1116 Early Test-Early Care	\$ -	\$ -
1117 Food Service Test and Certification	\$ -	\$ -
1118 Pool/Spa Certification	\$ -	\$ -
1119 Sewage and Perk Test	\$ -	\$ -
1120 Public Bathing Licenses	\$ -	\$ -
1121 Other Licenses	\$ -	\$ -
1122 Miscellaneous Health Fees	\$ -	\$ -
1123 Other -	\$ -	\$ -
1124 Other -	\$ -	\$ -
1125 Other -	\$ -	\$ -
Total Charges For Services	\$ -	\$ -
INTERGOVERNMENTAL REVENUE		
2000 INTERGOVERNMENTAL REVENUE - LOCAL SOURCES:		
2111 Mobile Home Tax	\$ -	\$ -
2112 Housing Authority Payments in Lieu of Tax Revenue	\$ -	\$ -
2113 Revaluation of Real Property Reimbursements	\$ -	\$ -
2114 Manufacturing Exempt Reimbursement	\$ -	\$ -
2115 Public Health Contributions	\$ -	\$ -
2116 Perinatal Health Program	\$ -	\$ -
2117 Community Care - HMO	\$ -	\$ -
2118 Other -	\$ -	\$ -
2124 Other -	\$ -	\$ -
Total - Local Sources	\$ -	\$ -
3000 INTERGOVERNMENTAL REVENUES - STATE SOURCES:		
3211 State Land Payments	\$ -	\$ -
3212 State Payments in Lieu of Tax Revenue	\$ -	\$ -
3213 Homestead Exemption Reimbursement	\$ -	\$ -
3214 Additional Homestead Exemption Reimbursement	\$ -	\$ -
3215 State Grants	\$ -	\$ -
3216 Oklahoma Dept. of Environmental Quality	\$ -	\$ -
3217 STD Program (State)	\$ -	\$ -
3218 Water Resources Board	\$ -	\$ -
3219 Oklahoma Conservation Commission	\$ -	\$ -
3220 Welfare Agencit Sub-Total - OTC	\$ -	\$ -
3221 Early Intervention (State)	\$ -	\$ -
3222 Eldercare	\$ -	\$ -
3223 Child Abuse Prevention	\$ -	\$ -
3224 Adolescent Health - State	\$ -	\$ -
3225 TB - State	\$ -	\$ -
3226 Other State Reimbursements	\$ -	\$ -
3227 Other -	\$ -	\$ -
3228 Other -	\$ -	\$ -
Total - State Sources	\$ -	\$ -

Continued on page 2b

See Accountant's Compilation Report

09/13/2018

HEALTH FUND ACCOUNTS COVERING THE PERIOD JULY 1, 2017, to JUNE 30, 2018
ESTIMATE OF NEEDS FOR 2018-2019

EXHIBIT "E"

2b

Schedule 4, Miscellaneous Revenue		
SOURCE	2017-2018 ACCOUNT	
	AMOUNT ESTIMATED	ACTUALLY COLLECTED
Continued from page 2a		
4000 INTERGOVERNMENTAL REVENUES - FEDERAL SOURCES:		
4111 Federal Grants	\$ -	\$ -
4112 Federal Payments in Lieu of Tax Revenues	\$ -	\$ -
4113 Bureau of Land Management	\$ -	\$ -
4114 Adolescent Health - Federal	\$ -	\$ -
4115 Women Infants and Children	\$ -	\$ -
4116 Maternity Care (Medicaid)	\$ -	\$ -
4117 EPSDT (Medicaid)	\$ -	\$ -
4118 Family Planning (Medicaid)	\$ -	\$ -
4119 Early Intervention (Federal)	\$ -	\$ -
4120 Oklahoma Dept. of Environmental Quality (Federal)	\$ -	\$ -
4121 STD Program (Federal)	\$ -	\$ -
4122 Ryan-White Program	\$ -	\$ -
4123 Immunization Action Plan	\$ -	\$ -
4124 Direct Observed Therapy	\$ -	\$ -
4125 Summer Food Service	\$ -	\$ -
4126 Other -	\$ -	\$ -
4127 Other -	\$ -	\$ -
4128 Other -	\$ -	\$ -
Total Federal Sources	\$ -	\$ -
Grand Total Intergovernmental Revenues	\$ -	\$ -
5000 MISCELLANEOUS REVENUE:		
5111 Interest on Investments	\$ -	\$ -
5112 Insurance Recoveries	\$ -	\$ -
5113 Insurance Reimbursements	\$ -	\$ -
5114 Copies	\$ -	\$ -
5115 Return Check Charges	\$ -	\$ -
5116 Utility Reimbursements	\$ -	\$ -
5117 Other Refunds and Reimbursements	\$ -	\$ -
5118 Resale Property Fund Distribution	\$ -	\$ -
5119 Sale of Property	\$ -	\$ -
5120 Sale of Equipment	\$ -	\$ -
5121 Vending Machine Commissions	\$ -	\$ -
5122 Other Concessions	\$ -	\$ -
5123 Public Records Fee	\$ -	\$ -
5124 Record Search Fee	\$ -	\$ -
5125 Car Seat Sales	\$ -	\$ -
5126 Health Fairs	\$ -	\$ -
5127 Salvage Sales	\$ -	\$ -
5128 Project Women	\$ -	\$ -
5129 Community Care - HMO	\$ -	\$ -
5130 Other -	\$ -	\$ -
5131 Other -	\$ -	\$ -
5132 Other -	\$ -	\$ -
Total Miscellaneous Revenue	\$ -	\$ -
6000 NON-REVENUE RECEIPTS:		
6111 Contributions from Other Funds	\$ -	\$ (11,239.43)
Grand Total Health Fund	\$ -	\$ (11,239.43)

HEALTH FUND ACCOUNTS COVERING THE PERIOD JULY 1, 2017, to JUNE 30, 2018
ESTIMATE OF NEEDS FOR 2018-2019

EXHIBIT "E"

Schedule 5, Expenditures Health Fund Cash Accounts of Current and All Prior Years	
CURRENT AND ALL PRIOR YEARS	2017-2018
Cash Balance Reported to Excise Board 6-30-2017	\$ -
Cash Fund Balance Transferred Out	\$ -
Cash Fund Balance Transferred In	\$ 11,239.43
Adjusted Cash Balance	\$ 11,239.43
Ad Valorem Tax Apportioned To Year In Caption	\$ -
Miscellaneous Revenue (Schedule 4)	\$ (11,239.43)
Cash Fund Balance Forward From Preceding Year	\$ -
Prior Expenditures Recovered	\$ -
TOTAL RECEIPTS	\$ (11,239.43)
TOTAL RECEIPTS AND BALANCE	\$ -
Warrants of Year in Caption	\$ -
Interest Paid Thereon	\$ -
TOTAL DISBURSEMENTS	\$ -
CASH BALANCE JUNE 30, 2018	\$ -
Reserve for Warrants Outstanding	\$ -
Reserve for Interest on Warrants	\$ -
Reserves From Schedule 8	\$ -
TOTAL LIABILITES AND RESERVE	\$ -
DEFICIT: (Red Figure)	\$ -
CASH BALANCE FORWARD TO SUCCEEDING YEAR	\$ -

Schedule 6, Health Fund Warrant Account of Current and All Prior Years	
CURRENT AND ALL PRIOR YEARS	TOTAL
Warrants Outstanding 6-30-2017 of Year in Caption	\$ -
Warrants Registered During Year	\$ -
TOTAL	\$ -
Warrants Paid During Year	\$ -
Warrants Converted to Bonds or Judgements	\$ -
Warrants Cancelled	\$ -
Warrants Estopped by Statute	\$ -
TOTAL WARRANTS RETIRED	\$ -
BALANCE WARRANTS OUTSTANDING JUNE 30, 2018	\$ -

Schedule 7, 2017 Ad Valorem Tax Account				
2017 Net Valuation Certified To County Excise Board	\$	-	0.000 Mills	Amount
Total Proceeds of Levy as Certified				\$ -
Additions:				\$ -
Deductions:				\$ -
Gross Balance Tax				\$ -
Less Reserve for Delinquent Tax				\$ -
Reserve for Protest Pending				\$ -
Balance Available Tax				\$ -
Deduct 2017 Tax Apportioned				\$ -
Net Balance 2017 Tax in Process of Collection or				\$ -
Excess Collections				\$ -

HEALTH FUND ACCOUNTS COVERING THE PERIOD JULY 1, 2017, to JUNE 30, 2018
ESTIMATE OF NEEDS FOR 2018-2019

EXHIBIT "E"

4

Schedule 8(a), Report Of Prior Year's Expenditures				
DEPARTMENTS OF GOVERNMENT APPROPRIATED ACCOUNTS	FISCAL YEAR ENDING JUNE 30, 2017			ORIGINAL APPROPRIATIONS
	RESERVES	WARRANTS	BALANCE	
	6-30-2017	SINCE ISSUED	LAPSED APPROPRIATIONS	
92 COUNTY HEALTH BUDGET ACCOUNT:				
92a Personal Services	\$ -	\$ -	\$ -	\$ -
92b Part Time Help	\$ -	\$ -	\$ -	\$ -
92c Travel	\$ -	\$ -	\$ -	\$ -
92d Maintenance and Operation	\$ -	\$ -	\$ -	\$ -
92e Capital Outlay	\$ -	\$ -	\$ -	\$ -
92f Intergovernmental	\$ -	\$ -	\$ -	\$ -
92g Other -	\$ -	\$ -	\$ -	\$ -
92h Other -	\$ -	\$ -	\$ -	\$ -
92j Other -	\$ -	\$ -	\$ -	\$ -
92 Total	\$ -	\$ -	\$ -	\$ -
93				
93a Personal Services	\$ -	\$ -	\$ -	\$ -
93b Part Time Help	\$ -	\$ -	\$ -	\$ -
93c Travel	\$ -	\$ -	\$ -	\$ -
93d Maintenance and Operation	\$ -	\$ -	\$ -	\$ -
93e Capital Outlay	\$ -	\$ -	\$ -	\$ -
93f Intergovernmental	\$ -	\$ -	\$ -	\$ -
93g Other -	\$ -	\$ -	\$ -	\$ -
93h Other -	\$ -	\$ -	\$ -	\$ -
93 Total	\$ -	\$ -	\$ -	\$ -
94				
94a Personal Services	\$ -	\$ -	\$ -	\$ -
94b Part Time Help	\$ -	\$ -	\$ -	\$ -
94c Travel	\$ -	\$ -	\$ -	\$ -
94d Maintenance and Operation	\$ -	\$ -	\$ -	\$ -
94e Capital Outlay	\$ -	\$ -	\$ -	\$ -
94f Intergovernmental	\$ -	\$ -	\$ -	\$ -
94g Other -	\$ -	\$ -	\$ -	\$ -
94h Other -	\$ -	\$ -	\$ -	\$ -
94 Total	\$ -	\$ -	\$ -	\$ -
98 OTHER USES:				
98a Other Deductions	\$ -	\$ -	\$ -	\$ 11,239.43
98 Total	\$ -	\$ -	\$ -	\$ 11,239.43
TOTAL GENERAL FUND ACCOUNT				
	\$ -	\$ -	\$ -	\$ 11,239.43
SUBJECT TO WARRANT ISSUE:				
99 Provision for Interest on Warrants	\$ -	\$ -	\$ -	\$ -
GRAND TOTAL GENERAL FUND	\$ -	\$ -	\$ -	\$ 11,239.43

ESTIMATE OF NEEDS FOR THE FISCAL YEAR
PURPOSE:
Current Expense
Pro rata share of County Assessor's Budget as determined by County Excise Board
GRAND TOTAL - General Fund

ESTIMATE OF NEEDS FOR 2018-2019

EXHIBIT "G"

Schedule 1, Detail of Bond and Coupon Indebtedness as of June 30, 2018 - Not Affecting Homesteads (New)	
PURPOSE OF BOND ISSUE:	Total All Bonds
Date of Issue	
Date of Sale By Delivery	
HOW AND WHEN BONDS MATURE:	
Uniform Maturities:	
Date Maturing Begins	
Amount of Each Uniform Maturity	\$ -
Final Maturity Otherwise:	
Date of Final Maturity	
Amount of Final Maturity	\$ -
AMOUNT OF ORIGINAL ISSUE	\$ -
Cancelled, In Judgement Or Delayed For Final Levy Year	\$ -
Basis of Accruals Contemplated on Net Collections or Better in Anticipation	\$ -
Bond Issues Accruing By Tax Levy	\$ -
Years to Run	
Normal Annual Accrual	\$ -
Tax Years Run	
Accrual Liability To Date	\$ -
Deductions From Total Accruals:	
Bonds Paid Prior To 6-30-2017	\$ -
Bonds Paid During 2017-2018	\$ -
Matured Bonds Unpaid	\$ -
Balance of Accrual Liability	\$ -
TOTAL BONDS OUTSTANDING 6-30-2018:	
Matured	\$ -
Unmatured	\$ -

Requirement for Interest Earnings After Last Tax-Levy Year:	
Terminal Interest To Accrue	\$ -
Years to Run	
Accrue Each Year	\$ -
Tax Years Run	
Total Accrual To Date	\$ -
Current Interest Earnings Through 2018-2019	\$ -
Total Interest To Levy For 2018-2019	\$ -
INTEREST COUPON ACCOUNT:	
Interest Earned But Unpaid 6-30-2017:	
Matured	\$ -
Unmatured	\$ -
Interest Earnings 2017-2018	\$ -
Coupons Paid Through 2017-2018	\$ -
Interest Earned But Unpaid 6-30-2018:	
Matured	\$ -
Unmatured	\$ -

ESTIMATE OF NEEDS FOR 2018-2019

EXHIBIT "G"

Schedule 2, Detail of Judgement Indebtedness as of June 30, 2018 - Not Affecting Homesteads (New)				
Judgements For Indebtedness Originally Incurred After 1 - 8 - 37 (New)				
IN FAVOR OF				
BY WHOM OWNED				
PURPOSE OF JUDGEMENT				
Case Number				
NAME OF COURT				
Date of Judgement				
Principal Amount of Judgement	\$ -	\$ -	\$ -	\$ -
Tax Levies Made				
Principal Amount Provided for to June 30, 2017	\$ -	\$ -	\$ -	\$ -
Principal Amount Provided for In 2017-2018	\$ -	\$ -	\$ -	\$ -
PRINCIPAL AMOUNT NOT PROVIDED FOR	\$ -	\$ -	\$ -	\$ -
AMOUNT TO PROVIDE BY TAX LEVY FISCAL YEAR 2018-2019				
Principal 1/3	\$ -	\$ -	\$ -	\$ -
Interest	\$ -	\$ -	\$ -	\$ -
FOR ALL JUDGEMENTS REPORTED: LEVIED FOR BUT UNPAID JUDGEMENT OBLIGATIONS OUTSTANDING JUNE 30, 2017:				
Principal	\$ -	\$ -	\$ -	\$ -
Interest	\$ -	\$ -	\$ -	\$ -
JUDGEMENT OBLIGATIONS SINCE LEVIED FOR:				
Principal	\$ -	\$ -	\$ -	\$ -
Interest	\$ -	\$ -	\$ -	\$ -
JUDGEMENT OBLIGATIONS SINCE PAID:				
Principal	\$ -	\$ -	\$ -	\$ -
Interest	\$ -	\$ -	\$ -	\$ -
LEVIED BUT UNPAID JUDGEMENT OBLIGATIONS OUTSTANDING JUNE 30, 2018:				
Principal	\$ -	\$ -	\$ -	\$ -
Interest	\$ -	\$ -	\$ -	\$ -
Total	\$ -	\$ -	\$ -	\$ -

Schedule 3, Prepaid Judgements as of June 30, 2018			
Prepaid Judgements On Indebtedness Originating After January 8, 1937.			
NAME OF JUDGEMENT			
CASE NUMBER			
NAME OF COURT			
Principal Amount Of Judgement	\$ -	\$ -	\$ -
Tax Levies Made			
Unreimbursed Balance At June 30, 2017	\$ -	\$ -	\$ -
Reimbursement By 2017 Tax Levy	\$ -	\$ -	\$ -
Annual Accrual On Prepaid Judgements	\$ -	\$ -	\$ -
Stricken By Court Order	\$ -	\$ -	\$ -
Asset Balance June 30, 2018	\$ -	\$ -	\$ -

ESTIMATE OF NEEDS FOR 2018-2019

EXHIBIT "G"

Schedule 2, Detail of Judgement Indebtedness as of June 30, 2018 - Not Affecting Homesteads (New) (Continued)						
						TOTAL ALL JUDGEMENTS
\$ -	\$ -	\$ -	\$ -	\$ -	\$ -	\$ -
\$ -	\$ -	\$ -	\$ -	\$ -	\$ -	\$ -
\$ -	\$ -	\$ -	\$ -	\$ -	\$ -	\$ -
\$ -	\$ -	\$ -	\$ -	\$ -	\$ -	\$ -
\$ -	\$ -	\$ -	\$ -	\$ -	\$ -	\$ -
\$ -	\$ -	\$ -	\$ -	\$ -	\$ -	\$ -
\$ -	\$ -	\$ -	\$ -	\$ -	\$ -	\$ -
\$ -	\$ -	\$ -	\$ -	\$ -	\$ -	\$ -
\$ -	\$ -	\$ -	\$ -	\$ -	\$ -	\$ -
\$ -	\$ -	\$ -	\$ -	\$ -	\$ -	\$ -
\$ -	\$ -	\$ -	\$ -	\$ -	\$ -	\$ -
\$ -	\$ -	\$ -	\$ -	\$ -	\$ -	\$ -
\$ -	\$ -	\$ -	\$ -	\$ -	\$ -	\$ -
\$ -	\$ -	\$ -	\$ -	\$ -	\$ -	\$ -
\$ -	\$ -	\$ -	\$ -	\$ -	\$ -	\$ -
\$ -	\$ -	\$ -	\$ -	\$ -	\$ -	\$ -
\$ -	\$ -	\$ -	\$ -	\$ -	\$ -	\$ -
\$ -	\$ -	\$ -	\$ -	\$ -	\$ -	\$ -

Schedule 3, Prepaid Judgements as of June 30, 2018 (Continued)						
						TOTAL ALL PREPAID JUDGEMENTS
\$ -	\$ -	\$ -	\$ -	\$ -	\$ -	\$ -
\$ -	\$ -	\$ -	\$ -	\$ -	\$ -	\$ -
\$ -	\$ -	\$ -	\$ -	\$ -	\$ -	\$ -
\$ -	\$ -	\$ -	\$ -	\$ -	\$ -	\$ -
\$ -	\$ -	\$ -	\$ -	\$ -	\$ -	\$ -
\$ -	\$ -	\$ -	\$ -	\$ -	\$ -	\$ -
\$ -	\$ -	\$ -	\$ -	\$ -	\$ -	\$ -
\$ -	\$ -	\$ -	\$ -	\$ -	\$ -	\$ -
\$ -	\$ -	\$ -	\$ -	\$ -	\$ -	\$ -
\$ -	\$ -	\$ -	\$ -	\$ -	\$ -	\$ -

ESTIMATE OF NEEDS FOR 2018-2019

EXHIBIT "G"

Page 3

Schedule 4, Sinking Fund Cash Statement		
Revenue Receipts and Disbursements	SINKING FUND	
	Detail	Extension
Cash on Hand June 30, 2017		\$ 5,826.07
Investments Since Liquidated	\$ -	
COLLECTED AND APPORTIONED:		
2016 and Prior Ad Valorem Tax	\$ -	
2017 Ad Valorem Tax	\$ -	
Protest Tax Refunds	\$ -	
Miscellaneous Receipts	\$ -	
TOTAL RECEIPTS		\$ -
TOTAL RECEIPTS AND BALANCE		\$ 5,826.07
DISBURSEMENTS:		
Coupons Paid	\$ -	
Interest Paid on Past-Due Coupons	\$ -	
Bonds Paid	\$ -	
Interest Paid on Past-Due Bonds	\$ -	
Commission Paid to Fiscal Agency	\$ -	
Judgements Paid	\$ -	
Interest Paid on Such Judgements	\$ -	
Investments Purchased	\$ -	
Judgements Paid Under 62 O.S. 1981, § 435	\$ -	
TOTAL DISBURSEMENTS		\$ -
CASH BALANCE ON HAND JUNE 30, 2018		\$ 5,826.07

Schedule 5, Sinking Fund Balance Sheet		
	SINKING FUND	
	Detail	Extension
Cash Balance on Hand June 30, 2018		\$ 5,826.07
Legal Investments Properly Maturing	\$ -	
Judgements Paid to Recover By Tax Levy	\$ -	
TOTAL LIQUID ASSETS (In Extension Column)		\$ 5,826.07
DEDUCT MATURED INDEBTEDNESS:		
a. Past-Due Coupons	\$ -	
b. Interest Accrued Thereon	\$ -	
c. Past-Due Bonds	\$ -	
d. Interest Thereon After Last Coupon	\$ -	
e. Fiscal Agency Commission on Above	\$ -	
f. Judgements and Interest Levied for But Unpaid	\$ -	
TOTAL Items a. Through f. (To Extension Column)		\$ -
BALANCE OF ASSETS SUBJECT TO ACCRUALS		\$ 5,826.07
DEDUCT ACCRUAL RESERVES IF ASSETS SUFFICIENT:		
g. Earned Unmatured Interest	\$ -	
h. Accrual on Final Coupons	\$ -	
i. Accrued on Unmatured Bonds	\$ -	
TOTAL Items g. Through i. (To Extension Column)		\$ -
EXCESS OF ASSETS OVER ACCRUAL RESERVES		\$ 5,826.07

S.A.&I. Form 2631R97 Entity: Washita County, 75

09/13/2018

Schedule 6, Estimate of Sinking Fund Needs

	SINKING FUND	
	Computed By Governing Board	Provided By Excise Board
Interest Earnings On Bonds	\$ -	\$ -
Accrual on Unmatured Bonds	\$ -	\$ -
Annual Accrual on "Prepaid" Judgements	\$ -	\$ -
Annual Accrual on Unpaid Judgements	\$ -	\$ -
Interest on Unpaid Judgements	\$ -	\$ -
Annual Accrual From Exhibit KK	\$ -	\$ -
TOTAL SINKING FUND PROVISION	\$ -	\$ -

Schedule 7, 2017 Ad Valorem Tax Account - Sinking Funds

	Gross Value \$	Net Value \$	0.000	Mills	Amount
Total Proceeds of Levy as Certified					\$ -
Additions:					\$ -
Deductions:					\$ -
Gross Balance Tax					\$ -
Less Reserve for Delinquent Tax					\$ -
Reserve for Protest Pending					\$ -
Balance Available Tax					\$ -
Deduct 2017 Tax Apportioned					\$ -
Net Balance 2017 Tax in Process of Collection or					\$ -
Excess Collections					\$ -

Schedule 9, Sinking Fund Investments

INVESTED IN	Investments on Hand June 30, 2017	Since Purchased	LIQUIDATIONS		Barred by Court Order	Investments on Hand June 30, 2017
			By Collections of Cost	Amortized Premium		
	\$ -	\$ -	\$ -	\$ -	\$ -	\$ -
	\$ -	\$ -	\$ -	\$ -	\$ -	\$ -
	\$ -	\$ -	\$ -	\$ -	\$ -	\$ -
	\$ -	\$ -	\$ -	\$ -	\$ -	\$ -
	\$ -	\$ -	\$ -	\$ -	\$ -	\$ -
	\$ -	\$ -	\$ -	\$ -	\$ -	\$ -
	\$ -	\$ -	\$ -	\$ -	\$ -	\$ -
	\$ -	\$ -	\$ -	\$ -	\$ -	\$ -
	\$ -	\$ -	\$ -	\$ -	\$ -	\$ -
	\$ -	\$ -	\$ -	\$ -	\$ -	\$ -
TOTAL INVESTMENTS	\$ -	\$ -	\$ -	\$ -	\$ -	\$ -

ESTIMATE OF NEEDS FOR 2018-2019

EXHIBIT "G"

Schedule 10, Miscellaneous Revenue	
Source	2017-2018 ACCOUNT
	ACTUALLY COLLECTED
1000 CHARGES FOR SERVICES:	
1111 Fees	\$ -
1112 Other -	\$ -
Total Charges For Services	\$ -
INTERGOVERNMENTAL REVENUES:	
2000 INTERGOVERNMENTAL REVENUES - LOCAL SOURCES:	
2111 Premium on Bonds Sold	\$ -
2112 Proceeds From Sale of Original Bonds	\$ -
2113 Payments In Lieu of Tax Revenue	\$ -
2114 Revaluation of Real Property Reimbursements	\$ -
2115 Other -	\$ -
2116 Other -	\$ -
Total - Local Sources	\$ -
3000 INTERGOVERNMENTAL REVENUES - STATE SOURCES:	
3111 County Sales Tax - OTC	\$ -
3112 Other - OTC	\$ -
Sub-Total - OTC	\$ -
3211 State Payments in Lieu of Tax Revenue	\$ -
3212 Homestead Exemption Reimbursement	\$ -
3213 Additional Homestead Exemption Reimbursement	\$ -
3214 State Grant	\$ -
3215 Other -	\$ -
3216 Other -	\$ -
Total - State Sources	\$ -
4000 INTERGOVERNMENTAL REVENUES - FEDERAL SOURCES:	
4111 Flood Control	\$ -
4112 Federal Payments in Lieu of Tax Revenue	\$ -
4113 Bureau of Land Management	\$ -
4114 Other -	\$ -
4115 Other -	\$ -
Total - Federal Sources	\$ -
Grand Total Intergovernmental Revenues	\$ -
5000 MISCELLANEOUS REVENUE:	
5111 Interest on Investments	\$ -
5112 Rental or Lease of County Property	\$ -
5113 Sale of County Property	\$ -
5114 Insurance Recoveries	\$ -
5115 Insurance Reimbursements	\$ -
5116 Utility Reimbursements	\$ -
5117 Resale Property Fund Distribution	\$ -
5118 Accrued Interest on Bond Sales	\$ -
5119 Dividends on Insurance Policies	\$ -
5120 Interest on Taxes	\$ -
5121 Other -	\$ -
5122 Other -	\$ -
Total Miscellaneous Revenue	\$ -
6000 NON-REVENUE RECEIPTS:	
6111 Contributions From Other Funds	\$ -
Grand Total Sinking Fund	\$ -

INDUSTRIAL DEVELOPMENT BOND ACCOUNTS COVERING THE PERIOD JULY 1, 2017, to JUNE 30, 2018

ESTIMATE OF NEEDS FOR 2018-2019

EXHIBIT "H"

Page 1.x

Schedule 1, Detail of Bond and Coupon Indebtedness as of June 30, 2018 - Not Affecting Homesteads (New)		Total All Bonds
PURPOSE OF BOND ISSUE:		
Date of Issue		
Date of Sale By Delivery		
HOW AND WHEN BONDS MATURE:		
Uniform Maturities:		
Date Maturing Begins		
Amount of Each Uniform Maturity	\$	-
Final Maturity Otherwise:		
Date of Final Maturity		
Amount of Final Maturity	\$	-
AMOUNT OF ORIGINAL ISSUE		
Cancelled, In Judgement Or Delayed For Final Levy Year	\$	-
Basis of Accruals Contemplated on Net Collections or Better in Anticipation		
Bond Issues Accruing By Tax Levy	\$	-
Years to Run		
Normal Annual Accrual	\$	-
Tax Years Run		
Accrual Liability To Date	\$	-
Deductions From Total Accruals:		
Bonds Paid Prior To 6-30-2017	\$	-
Bonds Paid During 2017-2018	\$	-
Matured Bonds Unpaid	\$	-
Balance of Accrual Liability	\$	-
TOTAL BONDS OUTSTANDING 6-30-2018:		
Matured	\$	-
Unmatured	\$	-

Requirement for Interest Earnings After Last Tax-Levy Year:		
Terminal Interest To Accrue	\$	-
Years to Run		
Accrue Each Year	\$	-
Tax Years Run		
Total Accrual To Date	\$	-
Current Interest Earnings Through 2018-2019	\$	-
Total Interest To Levy For 2018-2019	\$	-
INTEREST COUPON ACCOUNT:		
Interest Earned But Unpaid 6-30-2017:		
Matured	\$	-
Unmatured	\$	-
Interest Earnings 2017-2018	\$	-
Coupons Paid Through 2017-2018	\$	-
Interest Earned But Unpaid 6-30-2018:		
Matured	\$	-
Unmatured	\$	-

S.A.&I. Form 2631R97 Entity: Washita County, 75

09/13/2018

INDUSTRIAL DEVELOPMENT BOND ACCOUNTS COVERING THE PERIOD JULY 1, 2017, to JUNE 30, 2018

ESTIMATE OF NEEDS FOR 2018-2019

EXHIBIT "H"

Schedule 2, Detail of Judgement Indebtedness as of June 30, 2018 - Not Affecting Homesteads (New)				
Judgements For Indebtedness Originally Incurred After 1 - 8 - 37 (New)				
IN FAVOR OF				
BY WHOM OWNED				
PURPOSE OF JUDGEMENT				
Case Number				
NAME OF COURT				
Date of Judgement				
Principal Amount of Judgement	\$ -	\$ -	\$ -	\$ -
Tax Levies Made				
Principal Amount Provided for to June 30, 2017	\$ -	\$ -	\$ -	\$ -
Principal Amount Provided for In 2017-2018	\$ -	\$ -	\$ -	\$ -
PRINCIPAL AMOUNT NOT PROVIDED FOR	\$ -	\$ -	\$ -	\$ -
AMOUNT TO PROVIDE BY TAX LEVY FISCAL YEAR 2018-2				
Principal 1/3	\$ -	\$ -	\$ -	\$ -
Interest	\$ -	\$ -	\$ -	\$ -
FOR ALL JUDGEMENTS REPORTED: LEVIED FOR BUT UNPAID JUDGEMENT OBLIGATIONS OUTSTANDING JUNE 30, 2017:				
Principal	\$ -	\$ -	\$ -	\$ -
Interest	\$ -	\$ -	\$ -	\$ -
JUDGEMENT OBLIGATIONS SINCE LEVIED FOR:				
Principal	\$ -	\$ -	\$ -	\$ -
Interest	\$ -	\$ -	\$ -	\$ -
JUDGEMENT OBLIGATIONS SINCE PAID:				
Principal	\$ -	\$ -	\$ -	\$ -
Interest	\$ -	\$ -	\$ -	\$ -
LEVIED BUT UNPAID JUDGEMENT OBLIGATIONS OUTSTANDING JUNE 30, 2018:				
Principal	\$ -	\$ -	\$ -	\$ -
Interest	\$ -	\$ -	\$ -	\$ -
Total	\$ -	\$ -	\$ -	\$ -

Schedule 3, Prepaid Judgements as of June 30, 2018				
Prepaid Judgements On Indebtedness Originating After January 8, 1937.				
NAME OF JUDGEMENT				
CASE NUMBER				
NAME OF COURT				
Principal Amount Of Judgement	\$ -	\$ -	\$ -	\$ -
Tax Levies Made				
Unreimbursed Balance At June 30, 2017	\$ -	\$ -	\$ -	\$ -
Reimbursement By 2017 Tax Levy	\$ -	\$ -	\$ -	\$ -
Annual Accrual On Prepaid Judgements	\$ -	\$ -	\$ -	\$ -
Stricken By Court Order	\$ -	\$ -	\$ -	\$ -
Asset Balance June 30, 2018	\$ -	\$ -	\$ -	\$ -

S.A.&I. Form 2631R97 Entity: Washita County, 75

09/13/2018

INDUSTRIAL DEVELOPMENT BOND ACCOUNTS COVERING THE PERIOD JULY 1, 2017, to JUNE 30, 2018

ESTIMATE OF NEEDS FOR 2018-2019

EXHIBIT "H"

Page 3

Schedule 4, Industrial Development Bonds Cash Statement		
Revenue Receipts and Disbursements	INDUSTRIAL BOND FUND	
	Detail	Extension
Cash on Hand June 30, 2017		\$ 1,199.77
Investments Since Liquidated	\$ -	
COLLECTED AND APPORTIONED:		
2016 and Prior Ad Valorem Tax	\$ -	
2017 Ad Valorem Tax	\$ -	
Protest Tax Refunds	\$ -	
Miscellaneous Receipts	\$ -	
TOTAL RECEIPTS		\$ -
TOTAL RECEIPTS AND BALANCE		\$ 1,199.77
DISBURSEMENTS:		
Coupons Paid	\$ -	
Interest Paid on Past-Due Coupons	\$ -	
Bonds Paid	\$ -	
Interest Paid on Past-Due Bonds	\$ -	
Commission Paid to Fiscal Agency	\$ -	
Judgements Paid	\$ -	
Interest Paid on Such Judgements	\$ -	
Investments Purchased	\$ -	
Judgements Paid Under 62 O.S. 1981, § 435	\$ -	
TOTAL DISBURSEMENTS		\$ -
CASH BALANCE ON HAND JUNE 30, 2018		\$ 1,199.77

Schedule 5, Industrial Bond Fund Balance Sheet		
	INDUSTRIAL BOND FUND	
	Detail	Extension
Cash Balance on Hand June 30, 2018		\$ 1,199.77
Legal Investments Properly Maturing	\$ -	
Judgements Paid to Recover By Tax Levy	\$ -	
TOTAL LIQUID ASSETS (In Extension Column)		\$ 1,199.77
DEDUCT MATURED INDEBTEDNESS:		
a. Past-Due Coupons	\$ -	
b. Interest Accrued Thereon	\$ -	
c. Past-Due Bonds	\$ -	
d. Interest Thereon After Last Coupon	\$ -	
e. Fiscal Agency Commission on Above	\$ -	
f. Judgements and Interest Levied for But Unpaid	\$ -	
TOTAL Items a. Through f. (To Extension Column)		\$ -
BALANCE OF ASSETS SUBJECT TO ACCRUALS		\$ 1,199.77
DEDUCT ACCRUAL RESERVES IF ASSETS SUFFICIENT:		
g. Earned Unmatured Interest	\$ -	
h. Accrual on Final Coupons	\$ -	
i. Accrued on Unmatured Bonds	\$ -	
TOTAL Items g. Through i. (To Extension Column)		\$ -
EXCESS OF ASSETS OVER ACCRUAL RESERVES		\$ 1,199.77

S.A.&I. Form 2631R97 Entity: Washita County, 75

09/13/2018

INDUSTRIAL DEVELOPMENT BOND ACCOUNTS COVERING THE PERIOD JULY 1, 2017, to JUNE 30, 2018

ESTIMATE OF NEEDS FOR 2018-2019

EXHIBIT "H"

Page 4

Schedule 6, Estimate of Industrial Bond Fund Needs		
	INDUSTRIAL BOND FUND	
	Computed By Governing Board	Provided By Excise Board
Interest Earnings On Bonds	\$ -	\$ -
Accrual on Unmatured Bonds	\$ -	\$ -
Annual Accrual on "Prepaid" Judgements	\$ -	\$ -
Annual Accrual on Unpaid Judgements	\$ -	\$ -
Interest on Unpaid Judgements	\$ -	\$ -
Annual Accrual From Exhibit KK	\$ -	\$ -
TOTAL INDUSTRIAL BOND FUND PROVISION	\$ -	\$ -

Schedule 7, 2017 Ad Valorem Tax Account - Industrial Bond Funds				
	Gross Value \$	Net Value \$	0.000 Mills	Amount
Total Proceeds of Levy as Certified				\$ -
Additions:				\$ -
Deductions:				\$ -
Gross Balance Tax				\$ -
Less Reserve for Delinquent Tax				\$ -
Reserve for Protest Pending				\$ -
Balance Available Tax				\$ -
Deduct 2017 Tax Apportioned				\$ -
Net Balance 2017 Tax in Process of Collection or				\$ -
Excess Collections				\$ -

Schedule 9, Industrial Bond Fund Investments						
INVESTED IN	Investments on Hand June 30, 2017	Since Purchased	LIQUIDATIONS		Barred by Court Order	Investments on Hand June 30, 2017
			By Collections of Cost	Amortized Premium		
	\$ -	\$ -	\$ -	\$ -	\$ -	\$ -
	\$ -	\$ -	\$ -	\$ -	\$ -	\$ -
	\$ -	\$ -	\$ -	\$ -	\$ -	\$ -
	\$ -	\$ -	\$ -	\$ -	\$ -	\$ -
	\$ -	\$ -	\$ -	\$ -	\$ -	\$ -
	\$ -	\$ -	\$ -	\$ -	\$ -	\$ -
	\$ -	\$ -	\$ -	\$ -	\$ -	\$ -
	\$ -	\$ -	\$ -	\$ -	\$ -	\$ -
	\$ -	\$ -	\$ -	\$ -	\$ -	\$ -
	\$ -	\$ -	\$ -	\$ -	\$ -	\$ -
TOTAL INVESTMENTS:	\$ -	\$ -	\$ -	\$ -	\$ -	\$ -

INDUSTRIAL DEVELOPMENT BOND ACCOUNTS COVERING THE PERIOD JULY 1, 2017, to JUNE 30, 2018

ESTIMATE OF NEEDS FOR 2018-2019

EXHIBIT "H"

Page 5

Schedule 10, Miscellaneous Revenue	
Source	2017-2018 ACCOUNT ACTUALLY COLLECTED
1000 CHARGES FOR SERVICES:	
1111 Fees	\$ -
1112 Other -	\$ -
Total Charges For Services	\$ -
INTERGOVERNMENTAL REVENUES:	
2000 INTERGOVERNMENTAL REVENUES - LOCAL SOURCES:	
2111 Premium on Bonds Sold	\$ -
2112 Proceeds From Sale of Original Bonds	\$ -
2113 Payments In Lieu of Tax Revenue	\$ -
2114 Revaluation of Real Property Reimbursements	\$ -
2115 Other -	\$ -
2116 Other -	\$ -
Total - Local Sources	\$ -
3000 INTERGOVERNMENTAL REVENUES - STATE SOURCES:	
3111 County Sales Tax - OTC	\$ -
3112 Other - OTC	\$ -
Sub-Total - OTC	\$ -
3211 State Payments in Lieu of Tax Revenue	\$ -
3212 Homestead Exemption Reimbursement	\$ -
3213 Additional Homestead Exemption Reimbursement	\$ -
3214 State Grant	\$ -
3215 Other -	\$ -
3216 Other -	\$ -
Total - State Sources	\$ -
4000 INTERGOVERNMENTAL REVENUES - FEDERAL SOURCES:	
4111 Flood Control	\$ -
4112 Federal Payments in Lieu of Tax Revenue	\$ -
4113 Bureau of Land Management	\$ -
4114 Other -	\$ -
4115 Other -	\$ -
Total - Federal Sources	\$ -
Grand Total Intergovernmental Revenues	\$ -
5000 MISCELLANEOUS REVENUE:	
5111 Interest on Investments	\$ -
5112 Rental or Lease of County Property	\$ -
5113 Sale of County Property	\$ -
5114 Insurance Recoveries	\$ -
5115 Insurance Reimbursements	\$ -
5116 Utility Reimbursements	\$ -
5117 Resale Property Fund Distribution	\$ -
5118 Accrued Interest on Bond Sales	\$ -
5119 Dividends on Insurance Policies	\$ -
5120 Interest on Taxes	\$ -
5121 Other -	\$ -
5122 Other -	\$ -
Total Miscellaneous Revenue	\$ -
6000 NON-REVENUE RECEIPTS:	
6111 Contributions From Other Funds	\$ -
Grand Total Industrial Bond Fund	\$ -

S.A.&I. Form 2631R97 Entity: Washita County, 75

09/13/2018

SPECIAL REVENUE FUND ACCOUNTS COVERING THE PERIOD JULY 1, 2017, to JUNE 30, 2018
ESTIMATE OF NEEDS FOR 2018-2019

EXHIBIT "T"

Special Revenue Fund Accounts:	Co. Building Insurance Fund	Co. Sales Tax Fund	E911 Fund
Schedule 1, Detail of Bond and Coupon Indebtedness as of June 30, 2018	2017-2018	2017-2018	2017-2018
CURRENT YEAR	Amount	Amount	Amount
ASSETS:			
Cash Balance June 30, 2018	\$ 451.07	\$ 1,600,071.62	\$ 51,190.66
Investments	\$ -	\$ -	\$ -
TOTAL ASSETS	\$ 451.07	\$ 1,600,071.62	\$ 51,190.66
LIABILITIES AND RESERVES:			
Warrants Outstanding	\$ -	\$ 16,689.58	\$ 25,741.72
Reserve for Interest on Warrants	\$ -	\$ -	\$ -
Reserves From Schedule 8	\$ -	\$ 54,308.63	\$ -
TOTAL LIABILITIES AND RESERVES	\$ -	\$ 70,998.21	\$ 25,741.72
CASH FUND BALANCE JUNE 30, 2018	\$ 451.07	\$ 1,529,073.41	\$ 25,448.94
TOTAL LIABILITIES, RESERVES AND CASH FUND BALANCE	\$ 451.07	\$ 1,600,071.62	\$ 51,190.66

Schedule 5, Expenditures Special Revenue Fund Accounts of Current Year	2017-2018	2017-2018	2017-2018
CURRENT YEAR	Amount	Amount	Amount
Cash Balance Reported to Excise Board 6-30-2017	\$ 451.07	\$ 1,262,385.17	\$ 32,777.71
Cash Fund Balance Transferred Out	\$ -	\$ -	\$ -
Cash Fund Balance Transferred In	\$ -	\$ -	\$ -
Adjusted Cash Balance	\$ 451.07	\$ 1,262,385.17	\$ 32,777.71
Ad Valorem Tax Apportioned To Year In Caption	\$ -	\$ -	\$ -
Miscellaneous Revenue (Schedule 4)	\$ -	\$ 878,122.78	\$ 69,792.00
Cash Fund Balance Forward From Preceding Year	\$ -	\$ -	\$ -
Prior Expenditures Recovered	\$ -	\$ -	\$ -
TOTAL RECEIPTS	\$ -	\$ 878,122.78	\$ 69,792.00
TOTAL RECEIPTS AND BALANCE	\$ 451.07	\$ 2,140,507.95	\$ 102,569.71
Warrants of Year in Caption	\$ -	\$ 540,436.33	\$ 51,379.05
Interest Paid Thereon	\$ -	\$ -	\$ -
TOTAL DISBURSEMENTS	\$ -	\$ 540,436.33	\$ 51,379.05
CASH BALANCE JUNE 30, 2018	\$ 451.07	\$ 1,600,071.62	\$ 51,190.66
Reserve for Warrants Outstanding	\$ -	\$ 16,689.58	\$ 25,741.72
Reserve for Interest on Warrants	\$ -	\$ -	\$ -
Reserves From Schedule 8	\$ -	\$ 54,308.63	\$ -
TOTAL LIABILITIES AND RESERVE	\$ -	\$ 70,998.21	\$ 25,741.72
DEFICIT: (Red Figure)	\$ -	\$ -	\$ -
CASH FUND BALANCE FORWARD TO SUCCEEDING YEAR	\$ 451.07	\$ 1,529,073.41	\$ 25,448.94

Schedule 6, Special Revenue Fund Warrant Accounts of Current Year	2017-2018	2017-2018	2017-2018
CURRENT YEAR	Amount	Amount	Amount
Warrants Outstanding 6-30-2017 of Year in Caption	\$ -	\$ 1,611.26	\$ 4,118.72
Warrants Registered During Year	\$ -	\$ 555,514.65	\$ 73,002.05
TOTAL	\$ -	\$ 557,125.91	\$ 77,120.77
Warrants Paid During Year	\$ -	\$ 540,436.33	\$ 51,379.05
Warrants Covered to Bonds or Judgements	\$ -	\$ -	\$ -
Warrants Cancelled	\$ -	\$ -	\$ -
Warrants Estopped by Statute	\$ -	\$ -	\$ -
TOTAL WARRANTS RETIRED	\$ -	\$ 540,436.33	\$ 51,379.05
BALANCE WARRANTS OUTSTANDING JUNE 30, 2018	\$ -	\$ 16,689.58	\$ 25,741.72

S.A.&I. Form 2631R97 Entity: Washita County, 75

09/13/2018

SPECIAL REVENUE FUND ACCOUNTS COVERING THE PERIOD JULY 1, 2017, to JUNE 30, 2018
ESTIMATE OF NEEDS FOR 2018-2019

EXHIBIT "I"

Sheriff Service Fund	Sheriff Drug Buy Fund	Court Payroll Fund	Wa/Cu Drug Court Fund	Sheriff Bd of Prisoner Fund	Mrg Cert Fund	Total
2017-2018	2017-2018	2017-2018	2017-2018	2017-2018	2017-2018	
Amount	Amount	Amount	Amount	Amount	Amount	
\$ 242,771.75	\$ 82,468.66	\$ 4,103.87	\$ 168,844.51	\$ 363,803.32	\$ 11,402.24	\$ 2,525,107.70
\$ -	\$ -	\$ -	\$ -	\$ -	\$ -	\$ -
\$ 242,771.75	\$ 82,468.66	\$ 4,103.87	\$ 168,844.51	\$ 363,803.32	\$ 11,402.24	\$ 2,525,107.70
\$ 30,354.97	\$ -	\$ 4,103.87	\$ 6,977.91	\$ 1,848.89	\$ -	\$ 85,716.94
\$ -	\$ -	\$ -	\$ -	\$ -	\$ -	\$ -
\$ 982.98	\$ -	\$ -	\$ 11,056.94	\$ 23,352.44	\$ -	\$ 89,700.99
\$ 31,337.95	\$ -	\$ 4,103.87	\$ 18,034.85	\$ 25,201.33	\$ -	\$ 175,417.93
\$ 211,433.80	\$ 82,468.66	\$ -	\$ 150,809.66	\$ 338,601.99	\$ 11,402.24	\$ 2,349,689.77
\$ 242,771.75	\$ 82,468.66	\$ 4,103.87	\$ 168,844.51	\$ 363,803.32	\$ 11,402.24	\$ 2,525,107.70

2017-2018	2017-2018	2017-2018	2017-2018	2017-2018	2017-2018	TOTAL
Amount	Amount	Amount	Amount	Amount	Amount	
\$ 230,239.77	\$ -	\$ 4,063.95	\$ 160,430.38	\$ 129,437.83	\$ 10,962.38	\$ 1,830,748.26
\$ -	\$ -	\$ -	\$ -	\$ -	\$ -	\$ -
\$ -	\$ -	\$ -	\$ -	\$ -	\$ -	\$ -
\$ 230,239.77	\$ -	\$ 4,063.95	\$ 160,430.38	\$ 129,437.83	\$ 10,962.38	\$ 1,830,748.26
\$ -	\$ -	\$ -	\$ -	\$ -	\$ -	\$ -
\$ 109,398.41	\$ 82,468.66	\$ 82,151.12	\$ 123,409.53	\$ 263,917.68	\$ 2,315.00	\$ 1,611,575.18
\$ -	\$ -	\$ -	\$ -	\$ -	\$ -	\$ -
\$ -	\$ -	\$ -	\$ -	\$ -	\$ -	\$ -
\$ 109,398.41	\$ 82,468.66	\$ 82,151.12	\$ 123,409.53	\$ 263,917.68	\$ 2,315.00	\$ 1,611,575.18
\$ 339,638.18	\$ 82,468.66	\$ 86,215.07	\$ 283,839.91	\$ 393,355.51	\$ 13,277.38	\$ 3,442,323.44
\$ 96,866.43	\$ -	\$ 82,111.20	\$ 114,995.40	\$ 29,552.19	\$ 1,875.14	\$ 917,215.74
\$ -	\$ -	\$ -	\$ -	\$ -	\$ -	\$ -
\$ 96,866.43	\$ -	\$ 82,111.20	\$ 114,995.40	\$ 29,552.19	\$ 1,875.14	\$ 917,215.74
\$ 242,771.75	\$ 82,468.66	\$ 4,103.87	\$ 168,844.51	\$ 363,803.32	\$ 11,402.24	\$ 2,525,107.70
\$ 30,354.97	\$ -	\$ 4,103.87	\$ 6,977.91	\$ 1,848.89	\$ -	\$ 85,716.94
\$ -	\$ -	\$ -	\$ -	\$ -	\$ -	\$ -
\$ 982.98	\$ -	\$ -	\$ 11,056.94	\$ 23,352.44	\$ -	\$ 89,700.99
\$ 31,337.95	\$ -	\$ 4,103.87	\$ 18,034.85	\$ 25,201.33	\$ -	\$ 175,417.93
\$ -	\$ -	\$ -	\$ -	\$ -	\$ -	\$ -
\$ 211,433.80	\$ 82,468.66	\$ -	\$ 150,809.66	\$ 338,601.99	\$ 11,402.24	\$ 2,349,689.77

2017-2018	2017-2018	2017-2018	2017-2018	2017-2018	2017-2018	TOTAL
Amount	Amount	Amount	Amount	Amount	Amount	
\$ 5,267.62	\$ -	\$ 4,063.95	\$ 7,188.74	\$ 339.45	\$ 437.50	\$ 23,027.24
\$ 121,953.78	\$ -	\$ 82,151.12	\$ 114,784.57	\$ 31,061.63	\$ 1,437.64	\$ 979,905.44
\$ 127,221.40	\$ -	\$ 86,215.07	\$ 121,973.31	\$ 31,401.08	\$ 1,875.14	\$ 1,002,932.68
\$ 96,866.43	\$ -	\$ 82,111.20	\$ 114,995.40	\$ 29,552.19	\$ 1,875.14	\$ 917,215.74
\$ -	\$ -	\$ -	\$ -	\$ -	\$ -	\$ -
\$ -	\$ -	\$ -	\$ -	\$ -	\$ -	\$ -
\$ -	\$ -	\$ -	\$ -	\$ -	\$ -	\$ -
\$ 96,866.43	\$ -	\$ 82,111.20	\$ 114,995.40	\$ 29,552.19	\$ 1,875.14	\$ 917,215.74
\$ 30,354.97	\$ -	\$ 4,103.87	\$ 6,977.91	\$ 1,848.89	\$ -	\$ 85,716.94

S.A.&I. Form 2631R97 Entity: Washita County, 75

09/13/2018

SPECIAL REVENUE FUND ACCOUNTS COVERING THE PERIOD JULY 1, 2017, to JUNE 30, 2018
ESTIMATE OF NEEDS FOR 2018-2019

EXHIBIT "I"

Page 1

Special Revenue Fund Accounts:	Assessor Visual Inspec. Fund	Assessor Hardware Fund	ML Fee Fund
Schedule 1, Detail of Bond and Coupon Indebtedness as of June 30, 2018	2017-2018	2017-2018	2017-2018
CURRENT YEAR	Amount	Amount	Amount
ASSETS:			
Cash Balance June 30, 2018	\$ -	\$ -	\$ 83,039.90
Investments	\$ -	\$ -	\$ -
TOTAL ASSETS	\$ -	\$ -	\$ 83,039.90
LIABILITIES AND RESERVES:			
Warrants Outstanding	\$ -	\$ -	\$ 193.08
Reserve for Interest on Warrants	\$ -	\$ -	\$ -
Reserves From Schedule 8	\$ -	\$ -	\$ 3,794.47
TOTAL LIABILITIES AND RESERVES	\$ -	\$ -	\$ 3,987.55
CASH FUND BALANCE JUNE 30, 2018	\$ -	\$ -	\$ 79,052.35
TOTAL LIABILITIES, RESERVES AND CASH FUND BALANCE	\$ -	\$ -	\$ 83,039.90

Schedule 5, Expenditures Special Revenue Fund Accounts of Current Year	2017-2018	2017-2018	2017-2018
CURRENT YEAR	Amount	Amount	Amount
Cash Balance Reported to Excise Board 6-30-2017	\$ 243.78	\$ 45.87	\$ 91,811.19
Cash Fund Balance Transferred Out	\$ (243.78)	\$ (45.87)	\$ -
Cash Fund Balance Transferred In	\$ -	\$ -	\$ -
Adjusted Cash Balance	\$ -	\$ -	\$ 91,811.19
Ad Valorem Tax Apportioned To Year In Caption	\$ -	\$ -	\$ -
Miscellaneous Revenue (Schedule 4)	\$ -	\$ -	\$ 17,880.77
Cash Fund Balance Forward From Preceding Year	\$ -	\$ -	\$ -
Prior Expenditures Recovered	\$ -	\$ -	\$ -
TOTAL RECEIPTS	\$ -	\$ -	\$ 17,880.77
TOTAL RECEIPTS AND BALANCE	\$ -	\$ -	\$ 109,691.96
Warrants of Year in Caption	\$ -	\$ -	\$ 26,652.06
Interest Paid Thereon	\$ -	\$ -	\$ -
TOTAL DISBURSEMENTS	\$ -	\$ -	\$ 26,652.06
CASH BALANCE JUNE 30, 2018	\$ -	\$ -	\$ 83,039.90
Reserve for Warrants Outstanding	\$ -	\$ -	\$ 193.08
Reserve for Interest on Warrants	\$ -	\$ -	\$ -
Reserves From Schedule 8	\$ -	\$ -	\$ 3,794.47
TOTAL LIABILITIES AND RESERVE	\$ -	\$ -	\$ 3,987.55
DEFICIT: (Red Figure)	\$ -	\$ -	\$ -
CASH FUND BALANCE FORWARD TO SUCCEEDING YEAR	\$ -	\$ -	\$ 79,052.35

Schedule 6, Special Revenue Fund Warrant Accounts of Current Year	2017-2018	2017-2018	2017-2018
CURRENT YEAR	Amount	Amount	Amount
Warrants Outstanding 6-30-2017 of Year in Caption	\$ -	\$ -	\$ 187.65
Warrants Registered During Year	\$ -	\$ -	\$ 26,657.49
TOTAL	\$ -	\$ -	\$ 26,845.14
Warrants Paid During Year	\$ -	\$ -	\$ 26,652.06
Warrants Covered to Bonds or Judgements	\$ -	\$ -	\$ -
Warrants Cancelled	\$ -	\$ -	\$ -
Warrants Estopped by Statute	\$ -	\$ -	\$ -
TOTAL WARRANTS RETIRED	\$ -	\$ -	\$ 26,652.06
BALANCE WARRANTS OUTSTANDING JUNE 30, 2018	\$ -	\$ -	\$ 193.08

S.A.&I. Form 2631R97 Entity: Washita County, 75

09/13/2018

SPECIAL REVENUE FUND ACCOUNTS COVERING THE PERIOD JULY 1, 2017, to JUNE 30, 2018
ESTIMATE OF NEEDS FOR 2018-2019

EXHIBIT "T"

1

Sheriff Commissary Fund	Assessor Fee Revolving Fund	Safe Room Fund	Resale Property Fund	Co Bridge & Rd #105 Fund	Courthouse Security Fund	Total
2017-2018	2017-2018	2017-2018	2017-2018	2017-2018	2017-2018	
Amount	Amount	Amount	Amount	Amount	Amount	
\$ 103,728.91	\$ 18,619.68	\$ 9,827.00	\$ 202,754.47	\$ 1,333,170.84	\$ 140,797.79	\$ 1,891,938.59
\$ -	\$ -	\$ -	\$ -	\$ -	\$ -	\$ -
\$ 103,728.91	\$ 18,619.68	\$ 9,827.00	\$ 202,754.47	\$ 1,333,170.84	\$ 140,797.79	\$ 1,891,938.59
\$ 3,390.68	\$ -	\$ -	\$ 174.00	\$ -	\$ -	\$ 3,757.76
\$ -	\$ -	\$ -	\$ -	\$ -	\$ -	\$ -
\$ 4,500.00	\$ 250.00	\$ 9,827.00	\$ -	\$ 168,856.80	\$ -	\$ 187,228.27
\$ 7,890.68	\$ 250.00	\$ 9,827.00	\$ 174.00	\$ 168,856.80	\$ -	\$ 190,986.03
\$ 95,838.23	\$ 18,369.68	\$ -	\$ 202,580.47	\$ 1,164,314.04	\$ 140,797.79	\$ 1,700,952.56
\$ 103,728.91	\$ 18,619.68	\$ 9,827.00	\$ 202,754.47	\$ 1,333,170.84	\$ 140,797.79	\$ 1,891,938.59

2017-2018	2017-2018	2017-2018	2017-2018	2017-2018	2017-2018	TOTAL
Amount	Amount	Amount	Amount	Amount	Amount	
\$ 89,662.78	\$ 20,922.44	\$ -	\$ 219,238.60	\$ 1,160,014.81	\$ 129,851.50	\$ 1,711,790.97
\$ -	\$ -	\$ -	\$ -	\$ -	\$ -	\$ (289.65)
\$ -	\$ -	\$ -	\$ -	\$ -	\$ -	\$ -
\$ 89,662.78	\$ 20,922.44	\$ -	\$ 219,238.60	\$ 1,160,014.81	\$ 129,851.50	\$ 1,711,501.32
\$ -	\$ -	\$ -	\$ -	\$ -	\$ -	\$ -
\$ 69,279.43	\$ 3,067.00	\$ 101,649.75	\$ 54,256.52	\$ 280,320.33	\$ 10,946.29	\$ 537,400.09
\$ -	\$ -	\$ -	\$ -	\$ -	\$ -	\$ -
\$ -	\$ -	\$ -	\$ -	\$ -	\$ -	\$ -
\$ 69,279.43	\$ 3,067.00	\$ 101,649.75	\$ 54,256.52	\$ 280,320.33	\$ 10,946.29	\$ 537,400.09
\$ 158,942.21	\$ 23,989.44	\$ 101,649.75	\$ 273,495.12	\$ 1,440,335.14	\$ 140,797.79	\$ 2,248,901.41
\$ 55,213.30	\$ 5,369.76	\$ 91,822.75	\$ 70,740.65	\$ 107,164.30	\$ -	\$ 356,962.82
\$ -	\$ -	\$ -	\$ -	\$ -	\$ -	\$ -
\$ 55,213.30	\$ 5,369.76	\$ 91,822.75	\$ 70,740.65	\$ 107,164.30	\$ -	\$ 356,962.82
\$ 103,728.91	\$ 18,619.68	\$ 9,827.00	\$ 202,754.47	\$ 1,333,170.84	\$ 140,797.79	\$ 1,891,938.59
\$ 3,390.68	\$ -	\$ -	\$ 174.00	\$ -	\$ -	\$ 3,757.76
\$ -	\$ -	\$ -	\$ -	\$ -	\$ -	\$ -
\$ 4,500.00	\$ 250.00	\$ 9,827.00	\$ -	\$ 168,856.80	\$ -	\$ 187,228.27
\$ 7,890.68	\$ 250.00	\$ 9,827.00	\$ 174.00	\$ 168,856.80	\$ -	\$ 190,986.03
\$ -	\$ -	\$ -	\$ -	\$ -	\$ -	\$ -
\$ 95,838.23	\$ 18,369.68	\$ -	\$ 202,580.47	\$ 1,164,314.04	\$ 140,797.79	\$ 1,700,952.56

2017-2018	2017-2018	2017-2018	2017-2018	2017-2018	2017-2018	TOTAL
Amount	Amount	Amount	Amount	Amount	Amount	
\$ -	\$ -	\$ -	\$ 4,066.96	\$ -	\$ -	\$ 4,254.61
\$ 58,603.98	\$ 5,369.76	\$ 91,822.75	\$ 66,847.69	\$ 107,164.30	\$ -	\$ 356,465.97
\$ 58,603.98	\$ 5,369.76	\$ 91,822.75	\$ 70,914.65	\$ 107,164.30	\$ -	\$ 360,720.58
\$ 55,213.30	\$ 5,369.76	\$ 91,822.75	\$ 70,740.65	\$ 107,164.30	\$ -	\$ 356,962.82
\$ -	\$ -	\$ -	\$ -	\$ -	\$ -	\$ -
\$ -	\$ -	\$ -	\$ -	\$ -	\$ -	\$ -
\$ -	\$ -	\$ -	\$ -	\$ -	\$ -	\$ -
\$ 55,213.30	\$ 5,369.76	\$ 91,822.75	\$ 70,740.65	\$ 107,164.30	\$ -	\$ 356,962.82
\$ 3,390.68	\$ -	\$ -	\$ 174.00	\$ -	\$ -	\$ 3,757.76

S.A.&I. Form 2631R97 Entity: Washita County, 75

09/13/2018

SPECIAL REVENUE FUND ACCOUNTS COVERING THE PERIOD JULY 1, 2017, to JUNE 30, 2018
ESTIMATE OF NEEDS FOR 2018-2019

EXHIBIT "I"

Special Revenue Fund Accounts:	EMPG Grant Fund	Co Bridge & Rd Imp 103 Fund	RM&P Fund
Schedule 1, Detail of Bond and Coupon Indebtedness as of June 30, 2018	2017-2018	2017-2018	2017-2018
CURRENT YEAR	Amount	Amount	Amount
ASSETS:			
Cash Balance June 30, 2018	\$ 6,750.79	\$ 13,790.24	\$ 25,837.14
Investments	\$ -	\$ -	\$ -
TOTAL ASSETS	\$ 6,750.79	\$ 13,790.24	\$ 25,837.14
LIABILITIES AND RESERVES:			
Warrants Outstanding	\$ -	\$ -	\$ -
Reserve for Interest on Warrants	\$ -	\$ -	\$ -
Reserves From Schedule 8	\$ 350.94	\$ -	\$ 5,000.00
TOTAL LIABILITIES AND RESERVES	\$ 350.94	\$ -	\$ 5,000.00
CASH FUND BALANCE JUNE 30, 2018	\$ 6,399.85	\$ 13,790.24	\$ 20,837.14
TOTAL LIABILITIES, RESERVES AND CASH FUND BALANCE	\$ 6,750.79	\$ 13,790.24	\$ 25,837.14

Schedule 5, Expenditures Special Revenue Fund Accounts of Current Year	2017-2018	2017-2018	2017-2018
CURRENT YEAR	Amount	Amount	Amount
Cash Balance Reported to Excise Board 6-30-2017	\$ -	\$ 13,783.56	\$ 8,544.50
Cash Fund Balance Transferred Out	\$ -	\$ -	\$ -
Cash Fund Balance Transferred In	\$ -	\$ -	\$ -
Adjusted Cash Balance	\$ -	\$ 13,783.56	\$ 8,544.50
Ad Valorem Tax Apportioned To Year In Caption	\$ -	\$ -	\$ -
Miscellaneous Revenue (Schedule 4)	\$ 8,060.76	\$ 6.68	\$ 21,615.00
Cash Fund Balance Forward From Preceding Year	\$ -	\$ -	\$ -
Prior Expenditures Recovered	\$ -	\$ -	\$ -
TOTAL RECEIPTS	\$ 8,060.76	\$ 6.68	\$ 21,615.00
TOTAL RECEIPTS AND BALANCE	\$ 8,060.76	\$ 13,790.24	\$ 30,159.50
Warrants of Year in Caption	\$ 1,309.97	\$ -	\$ 4,322.36
Interest Paid Thereon	\$ -	\$ -	\$ -
TOTAL DISBURSEMENTS	\$ 1,309.97	\$ -	\$ 4,322.36
CASH BALANCE JUNE 30, 2018	\$ 6,750.79	\$ 13,790.24	\$ 25,837.14
Reserve for Warrants Outstanding	\$ -	\$ -	\$ -
Reserve for Interest on Warrants	\$ -	\$ -	\$ -
Reserves From Schedule 8	\$ 350.94	\$ -	\$ 5,000.00
TOTAL LIABILITIES AND RESERVE	\$ 350.94	\$ -	\$ 5,000.00
DEFICIT: (Red Figure)	\$ -	\$ -	\$ -
CASH FUND BALANCE FORWARD TO SUCCEEDING YEAR	\$ 6,399.85	\$ 13,790.24	\$ 20,837.14

Schedule 6, Special Revenue Fund Warrant Accounts of Current Year	2017-2018	2017-2018	2017-2018
CURRENT YEAR	Amount	Amount	Amount
Warrants Outstanding 6-30-2017 of Year in Caption	\$ -	\$ -	\$ 4,067.36
Warrants Registered During Year	\$ 1,309.97	\$ -	\$ 255.00
TOTAL	\$ 1,309.97	\$ -	\$ 4,322.36
Warrants Paid During Year	\$ 1,309.97	\$ -	\$ 4,322.36
Warrants Covered to Bonds or Judgements	\$ -	\$ -	\$ -
Warrants Cancelled	\$ -	\$ -	\$ -
Warrants Estopped by Statute	\$ -	\$ -	\$ -
TOTAL WARRANTS RETIRED	\$ 1,309.97	\$ -	\$ 4,322.36
BALANCE WARRANTS OUTSTANDING JUNE 30, 2018	\$ -	\$ -	\$ -

SPECIAL REVENUE FUND ACCOUNTS COVERING THE PERIOD JULY 1, 2017, to JUNE 30, 2018
ESTIMATE OF NEEDS FOR 2018-2019

EXHIBIT "I"

1

CENA Grant Fund	Jail - ST Fund	Wa Co PFA Fund	Estray Cattle Fund	DEQ Grant Fund	Fund	Total
2017-2018	2017-2018	2017-2018	2017-2018	2017-2018	2017-2018	
Amount	Amount	Amount	Amount	Amount	Amount	
\$ -	\$ 253,688.40	\$ 686,492.37	\$ 881.38	\$ -	\$ -	\$ 987,440.32
\$ -	\$ -	\$ -	\$ -	\$ -	\$ -	\$ -
\$ -	\$ 253,688.40	\$ 686,492.37	\$ 881.38	\$ -	\$ -	\$ 987,440.32
\$ -	\$ 73,344.90	\$ -	\$ -	\$ -	\$ -	\$ 73,344.90
\$ -	\$ -	\$ -	\$ -	\$ -	\$ -	\$ -
\$ -	\$ 2,139.00	\$ -	\$ -	\$ -	\$ -	\$ 7,489.94
\$ -	\$ 75,483.90	\$ -	\$ -	\$ -	\$ -	\$ 80,834.84
\$ -	\$ 178,204.50	\$ 686,492.37	\$ 881.38	\$ -	\$ -	\$ 906,605.48
\$ -	\$ 253,688.40	\$ 686,492.37	\$ 881.38	\$ -	\$ -	\$ 987,440.32

2017-2018	2017-2018	2017-2018	2017-2018	2017-2018	2017-2018	TOTAL
Amount	Amount	Amount	Amount	Amount	Amount	
\$ -	\$ 97,177.92	\$ 1,603,584.87	\$ 1,578.97	\$ -	\$ -	\$ 1,724,669.82
\$ -	\$ -	\$ (1,196,408.64)	\$ (697.59)	\$ -	\$ -	\$ (1,197,106.23)
\$ -	\$ 1,196,408.64	\$ -	\$ -	\$ -	\$ -	\$ 1,196,408.64
\$ -	\$ 1,293,586.56	\$ 407,176.23	\$ 881.38	\$ -	\$ -	\$ 1,723,972.23
\$ -	\$ -	\$ -	\$ -	\$ -	\$ -	\$ -
\$ 2,429.16	\$ -	\$ 750,283.03	\$ -	\$ 2,501.24	\$ -	\$ 784,895.87
\$ -	\$ -	\$ -	\$ -	\$ -	\$ -	\$ -
\$ -	\$ -	\$ -	\$ -	\$ -	\$ -	\$ -
\$ 2,429.16	\$ -	\$ 750,283.03	\$ -	\$ 2,501.24	\$ -	\$ 784,895.87
\$ 2,429.16	\$ 1,293,586.56	\$ 1,157,459.26	\$ 881.38	\$ 2,501.24	\$ -	\$ 2,508,868.10
\$ 2,429.16	\$ 1,039,898.16	\$ 470,966.89	\$ -	\$ 2,501.24	\$ -	\$ 1,521,427.78
\$ -	\$ -	\$ -	\$ -	\$ -	\$ -	\$ -
\$ 2,429.16	\$ 1,039,898.16	\$ 470,966.89	\$ -	\$ 2,501.24	\$ -	\$ 1,521,427.78
\$ -	\$ 253,688.40	\$ 686,492.37	\$ 881.38	\$ -	\$ -	\$ 987,440.32
\$ -	\$ 73,344.90	\$ -	\$ -	\$ -	\$ -	\$ 73,344.90
\$ -	\$ -	\$ -	\$ -	\$ -	\$ -	\$ -
\$ -	\$ 2,139.00	\$ -	\$ -	\$ -	\$ -	\$ 7,489.94
\$ -	\$ 75,483.90	\$ -	\$ -	\$ -	\$ -	\$ 80,834.84
\$ -	\$ -	\$ -	\$ -	\$ -	\$ -	\$ -
\$ -	\$ 178,204.50	\$ 686,492.37	\$ 881.38	\$ -	\$ -	\$ 906,605.48

2017-2018	2017-2018	2017-2018	2017-2018	2017-2018	2017-2018	TOTAL
Amount	Amount	Amount	Amount	Amount	Amount	
\$ -	\$ 73,603.16	\$ -	\$ -	\$ -	\$ -	\$ 77,670.52
\$ 2,429.16	\$ 1,039,639.90	\$ 470,966.89	\$ -	\$ 2,501.24	\$ -	\$ 1,517,102.16
\$ 2,429.16	\$ 1,113,243.06	\$ 470,966.89	\$ -	\$ 2,501.24	\$ -	\$ 1,594,772.68
\$ 2,429.16	\$ 1,039,898.16	\$ 470,966.89	\$ -	\$ 2,501.24	\$ -	\$ 1,521,427.78
\$ -	\$ -	\$ -	\$ -	\$ -	\$ -	\$ -
\$ -	\$ -	\$ -	\$ -	\$ -	\$ -	\$ -
\$ -	\$ -	\$ -	\$ -	\$ -	\$ -	\$ -
\$ 2,429.16	\$ 1,039,898.16	\$ 470,966.89	\$ -	\$ 2,501.24	\$ -	\$ 1,521,427.78
\$ -	\$ 73,344.90	\$ -	\$ -	\$ -	\$ -	\$ 73,344.90

S.A.&I. Form 2631R97 Entity: Washita County, 75

09/13/2018

CERTIFICATE OF EXCISE BOARD
ESTIMATE OF NEEDS FOR 2018-2019

STATE OF OKLAHOMA, COUNTY OF WASHITA

We, the members of the Excise Board of said County and State, do hereby certify that we have examined the foregoing estimates of proposed current expenses for the ensuing fiscal year as filed with the Board of County Commissioners, and those directly under, or in contractual relationship with, the Board of County Commissioners; we have ascertained from the Financial Statements submitted therewith the amount of Surplus Balances of Cash on Hand; we have considered the uncollected ad valorem taxes of the previous year or years; and we have ascertained that the probable Income estimated to be collected from all sources other than ad valorem taxation may reasonably be expected as a revenue for the ensuing fiscal year, and that the same does not exceed 90% of the actual collection from such sources for the previous fiscal year.

In so doing, we have diligently performed the duties imposed upon the Excise Board by 68 O.S. 1991 Section 3007, (1) ascertaining that the financial statements, as to statistics therein contained reflect the true fiscal condition at the close of the fiscal year, or caused the same to be corrected so to show; (2) struck from the estimate of needs so submitted any items not authorized by law and reduced to the sum authorized by law any items restricted by statute as to the amount lawfully expendable therefore; (3) supplemented such estimate, after proper publication, by an estimate of needs prepared by this Excise Board to make provision for mandatory governmental functions where the estimate submitted wholly failed or was deemed inadequate to fulfill the mandate of the Constitutions or of the Legislature; (4) computed the total means available to each fund in the manner provided; and (5) then and only thereafter. -

Accordingly, we have and do hereby appropriate the Surplus Balances of Cash on Hand, and the Revenues and Levies hereinafter set forth for each Fund to the several and specific purposes named in such estimates, by each, to the intent and purpose that CONSTITUTIONAL GOVERNMENTAL FUNCTIONS shall be first assured and provided for, and subsequently to provide for Legislative Governmental Functions insofar as to the available Surpluses, Revenues and Levies will permit; and we have provided also that the Levies are in excess of the amount appropriated to needs after deducting the surplus cash balance on hand, and Estimated Revenues other than tax, by the percentage and amount or reserve for delinquent tax as hereinafter set forth, which we have determined in the manner provided by law.

We further certify that we have examined the within statements of account and estimated needs or requirements of the Governing Board of said county, in relation to the Sinking Fund or Funds thereof, and after finding the same correct or having caused the same to be corrected pursuant to 68 O. S. 1991 Section 3009, have approved the requirements therefor to fulfill the conditions of Section 26 and 28 of Article 10, Oklahoma Constitution, and have made and certified a tax levy therefor to the extent of the excess of said total requirements over the total of items 2, 3, 6, and 12 of Exhibit "Y" (Page 2) and any other legal deduction, including a reserve of _____% for delinquent taxes.

CERTIFICATE OF EXCISE BOARD
ESTIMATE OF NEEDS FOR 2018-2019

County Excise Board's Appropriation of Income and Revenue	General Fund	Building Fund	Co-op Fund	Industrial Bonds	Sinking Fund (Exc. Homesteads)
Appropriation Approved & Provision Made	\$ 2,629,485.54	\$ -	\$ -	\$ -	\$ -
Appropriation of Revenues	\$ -	\$ -	\$ -	\$ -	\$ -
Excess of Assets Over Liabilities	\$ 850,993.59	\$ -	\$ -	\$ -	\$ -
Unclaimed Protest Tax Refunds	\$ -	\$ -	\$ -	\$ -	\$ -
Miscellaneous Estimated Revenues	\$ 307,834.00	\$ -	\$ -	\$ -	\$ -
Est. Value of Surplus Tax in Process	\$ -	\$ -	\$ -	\$ -	\$ -
Sinking Fund Contributions	\$ -	\$ -	\$ -	\$ -	\$ -
Surplus Builing Fund Cash	\$ -	\$ -	\$ -	\$ -	\$ -
Total Other Than 2017 Tax	\$ 1,158,827.59	\$ -	\$ -	\$ -	\$ -
Balance Required	\$ 1,470,657.95	\$ -	\$ -	\$ -	\$ -
Add 10% for Delinquency	\$ 147,065.80	\$ -	\$ -	\$ -	\$ -
Total Required for 2017 Tax	\$ 1,617,723.75	\$ -	\$ -	\$ -	\$ -
Rate of Levy Required and Certified (in Mills)	10.41	0.00	0.00	0.00	0.00

We further certify that the net assessed valuation of the Property, subject to ad valorem taxes, after the amount of all Homestead Exemptions have been deducted in the said County as finally equalized and certified by the State Board of Equalization for the current year 2018-2019 is as follows:

VALUATION AND LEVIES EXCLUDING HOMESTEADS				
County	Real	Personal	Public Service	Total
Total Valuation,	\$ 49,597,467.00	\$ 89,807,239.00	\$ 15,996,231.00	\$ 155,400,937.00

and that the assessed valuations herein certified have been used in computing the rates of mill levies and the proceeds thereof appropriated as aforesaid; and that having ascertained as aforesaid, the aggregate amount to be raised by ad valorem taxation, we thereupon made the levies therefor as provided by law as follows:

General Fu	10.41 Mills;	Building Fund	0.00 Mills;	Sinking Fund	0.00 Mills;	Sub-Total	10.41 Mills;
<hr/>							
Free Fair Budget Account (Levy Per Applicable Statute)							0.00 Mills;
Free Fair Improvement Budget Account (Net Proceeds of 1.00 Mill)							0.00 Mills;
Free Fair Additional Improvement Budget Account (Net Proceeds of 1.00 Mill)							0.00 Mills;
Library Budget Account (Net Proceeds of 1/2 of 1.00 Mill)							0.00 Mills;
Cooperative County/City-County Library Budget Account (1.00 to 4.00 Mills)							2.08 Mills; ✓
County Cemetery (Prior To Aug. 15, 1933) Budget Account (Net Proceeds of 1/5 of 1.00 Mill)							0.00 Mills;
Public Buildings Budget Account (Not To Exceed 5.00 Mills)							0.00 Mills;
County Health Fund (Not To Exceed 2.50 Mills)							0.00 Mills;
Emergency Medical Service (Not To Exceed 3.00 Mills)							0.00 Mills;
Total County Levies							12.49 Mills; ✓
County Wide Levy For Schools (4.00 Mills)							4.16 Mills; ✓
Total County Wide Levy							16.65 Mills;

and we do hereby order the above levies to be certified forthwith by the Secretary of this Board to the County Assessor of said County, in order that the County Assessor may immediately extend said levies upon the Tax Rolls for the year 2018 without regard to any protest that may be filed against

any levies, as required by 68 O. S. 1991, Section 2869
Dated at Cordell, Oklahoma, this 1st day of October, 2018.




Excise Board Member




Excise Board Member

Excise Board Chairman



Excise Board Secretary



WASHITA COUNTY, 75
STATISTICAL DATA
FISCAL YEAR 2018-2019

Total Valuation		
Total Gross Valuation Real Property	\$	52,375,542.00
Total Homestead Exemption	\$	2,778,075.00
Total Real Property	\$	49,597,467.00
Total Personal Property	\$	89,807,239.00
Total Public Service Property	\$	15,996,231.00
Total Valuation of Property	\$	155,400,937.00

Assessor's Report to Excise Board

Washita

School District	Personal Property	Real Estate	Public Service	Total Valuation	Total Exemptions	Total Valuation Less Exemptions
#2 Merritt #2	2,183	1,153	45,005	48,341	0	48,341
Totals for Merritt Vo	2,183	1,153	45,005	48,341	0	48,341
#003 MtViewGotb	5,592,463	2,799,880	2,003,524	10,395,867	67,354	10,328,513
Totals for #003 MtViewGotb	5,592,463	2,799,880	2,003,524	10,395,867	67,354	10,328,513
#1 Rocky City	100,806	412,096	145,644	658,546	50,467	608,079
#1 Sentinel	29,869,448	5,993,161	1,349,588	37,212,197	142,147	37,070,050
#1 SentinelCity	288,999	1,709,316	324,797	2,323,112	219,388	2,103,724
Totals for #1 Sentinel	30,259,253	8,114,573	1,820,029	40,193,855	412,002	39,781,853
#10 BFlat City	345,063	3,026,534	384,377	3,755,974	243,560	3,512,414
#10 BFlat-DiIC	7,110,047	3,832,843	1,600,026	12,542,916	171,151	12,371,765
#10 Dill City	274,821	840,390	230,918	1,346,129	118,979	1,227,150
Totals for #10 BFlat-DiIC	7,729,931	7,699,767	2,215,321	17,645,019	533,690	17,111,329
#11 Canute	8,989,166	4,643,336	4,968,296	18,600,798	182,673	18,418,125
#11 Canute City	409,364	1,745,867	274,284	2,429,515	152,355	2,277,160
#11 Foss City	22,184	270,541	208,387	501,112	32,612	468,500
Totals for #11 Canute	9,420,714	6,659,744	5,450,967	21,531,425	367,640	21,163,785
#132Hydro-Eakly	8,761	45,277	16,190	70,228	1,000	69,228
Totals for #132Hydro-Eakly	8,761	45,277	16,190	70,228	1,000	69,228
#26 Weatherford	1,830,305	997,984	19,235	2,847,524	26,000	2,821,524
Totals for #26 Weatherford	1,830,305	997,984	19,235	2,847,524	26,000	2,821,524
#33 Carnegie	211,125	690,878	252,395	1,154,398	35,079	1,119,319
Totals for #33 Carnegie	211,125	690,878	252,395	1,154,398	35,079	1,119,319
#6 Elk City	535,973	814,983	559,686	1,910,642	21,699	1,888,943
Totals for #6 Elk City	535,973	814,983	559,686	1,910,642	21,699	1,888,943
#78 Bessie City	251,106	363,364	180,533	795,003	58,226	736,777
#78 Colony City	27,604	357,047	62,952	447,603	42,577	405,026
#78 Cordell	18,709,481	10,587,460	2,563,251	31,860,192	296,041	31,564,151
#78 CordellCity	2,007,228	9,876,058	342,583	12,225,869	726,598	11,499,271
#78 Corn City	124,678	1,138,943	123,985	1,387,606	110,661	1,276,945
Totals for #78 Cordell	21,120,097	22,322,872	3,273,304	46,716,273	1,234,103	45,482,170
#99 Clinton	13,096,434	2,228,431	340,575	15,665,440	79,508	15,585,932
Totals for #99 Clinton	13,096,434	2,228,431	340,575	15,665,440	79,508	15,585,932
Total Assessed Valuation:	89,807,239	52,375,542	15,996,231	158,179,012	2,778,075	155,400,937

I, Krystle Uecke County Assessor of Washita County, Oklahoma do certify that the values as set forth for the above School Districts of said County are true and correct for the year 2018 as certified by the State Board Of Equalization.

Given under my hand this 20 day of July, 2018


 Krystle Uecke, Washita County Assessor

S. A. & I. No. 2633 (2009)

Current fiscal year 2018-2019
 Date Certified October 11, 2018
 Taxable Year 2018
 Valuation 155,400,937.00

**WASHITA COUNTY TAX LEVIES
 2018-2019**

UNIT OF TAXATION	SCHOOL DIST	COUNTY				CITIES & TOWNS	EMS	SCHOOL DISTRICTS			VO-TECH # 12		VO-TECH # 2		TOTAL
		General Fund	Sinking Fund	Library Fund	Common Fund	Sinking Fund	General Fund	General Fund	Building Fund	Sinking Fund	General Fund	Building Fund	General Fund	Building Fund	
Sentinel	I-1	10.41		2.08	4.16			36.21	5.17	0.00	10.33	2.00			70.36
Sentinel (Beckham)	I-1							38.63	5.16	0.00	10.36	2.00			
Sentinel (Kiowa)	I-1							36.54	5.22	0.00	10.39	2.00			
Canute	I-11	10.41		2.08	4.16			35.82	5.12	10.60	10.33	2.00			80.52
Canute (Beckham)	I-11							36.07	5.15	10.60	10.36	2.00			
Canute (Custer)	I-11							35.61	5.09	10.60	10.26	2.05			
Cordell	I-78	10.41		2.08	4.16			36.52	5.22	13.54	10.33	2.00			84.26
Cordell (Caddo)	I-78							36.48	5.21	13.54	10.00	2.00			
Burns Flat-Dill City	I-10	10.41		2.08	4.16			35.97	5.14	9.45	10.33	2.00			79.54
Elk City (Beckham)	J-6	10.41		2.08	4.16			36.53	5.22	14.67	10.33	2.00			85.40
Merritt (Beckham)	J-2	10.41		2.08	4.16			35.00	5.00	22.46	10.33	2.00			91.44
Carnegie (Caddo)	J-33	10.41		2.08	4.16			36.28	5.18	17.64			10.52	1.05	87.32
Hydro Eakly (Caddo)	J-11	10.41		2.08	4.16			36.54	5.22	29.92			10.52	1.05	99.90
Clinton (Custer)	J-99	10.41		2.08	4.16			35.94	5.13	21.16	10.33	2.00			91.21
Weatherford (Custer)	J-26	10.41		2.08	4.16			36.18	5.17	18.73	10.33	2.00			89.06
Mt. View (Kiowa)	J-003	10.41		2.08	4.16		3.17	36.95	5.28	23.92			10.52	1.05	97.54

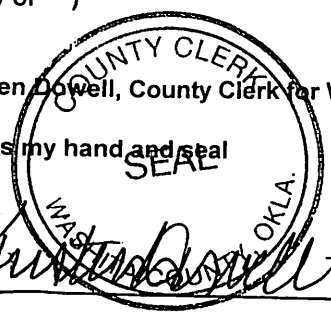
* Common Fund - 4 Mill Levy County Wide Levy for Schools

** Vo-Tech # 12 - Western Technology Center - Burns Flat, Washita Co.
Vo-Tech # 2 - Caddo-Kiowa Technology Center - Anadarko, Caddo Co

State of Oklahoma)
) ss.
 County of)

, Kristen Dowell, County Clerk for Washita County, Oklahoma, do hereby certify that the above levies are true and correct for the taxable year 2018.

Witness my hand and seal October 11, 2018



Washita County Clerk